SINCE 1933
MITCHELL'S®

Mitchell'sFruitFarms

mitchellsfruitfarmsofficial www.mitchells.com.pk

HEAD OFFICE ADDRESS:
26 Syed Maratib Ali Road, F.C.C., Lahore, Pakistan
P: (+92)(42) 35872392-93

FACTORY & FARMS:
Mitchell's Fruit Farms Ltd. Renala Khurd, District Okara, Pakistan
P: (+92) (44) 2622908, 2635907-8 F: (+92) (44) 2621416 E: mk@mitchells.com.pk

ANNUAL REPORT 2026

SINCE 1933
MITCHELL'S®

Investing to Grow

ANNUAL REPORT 2026

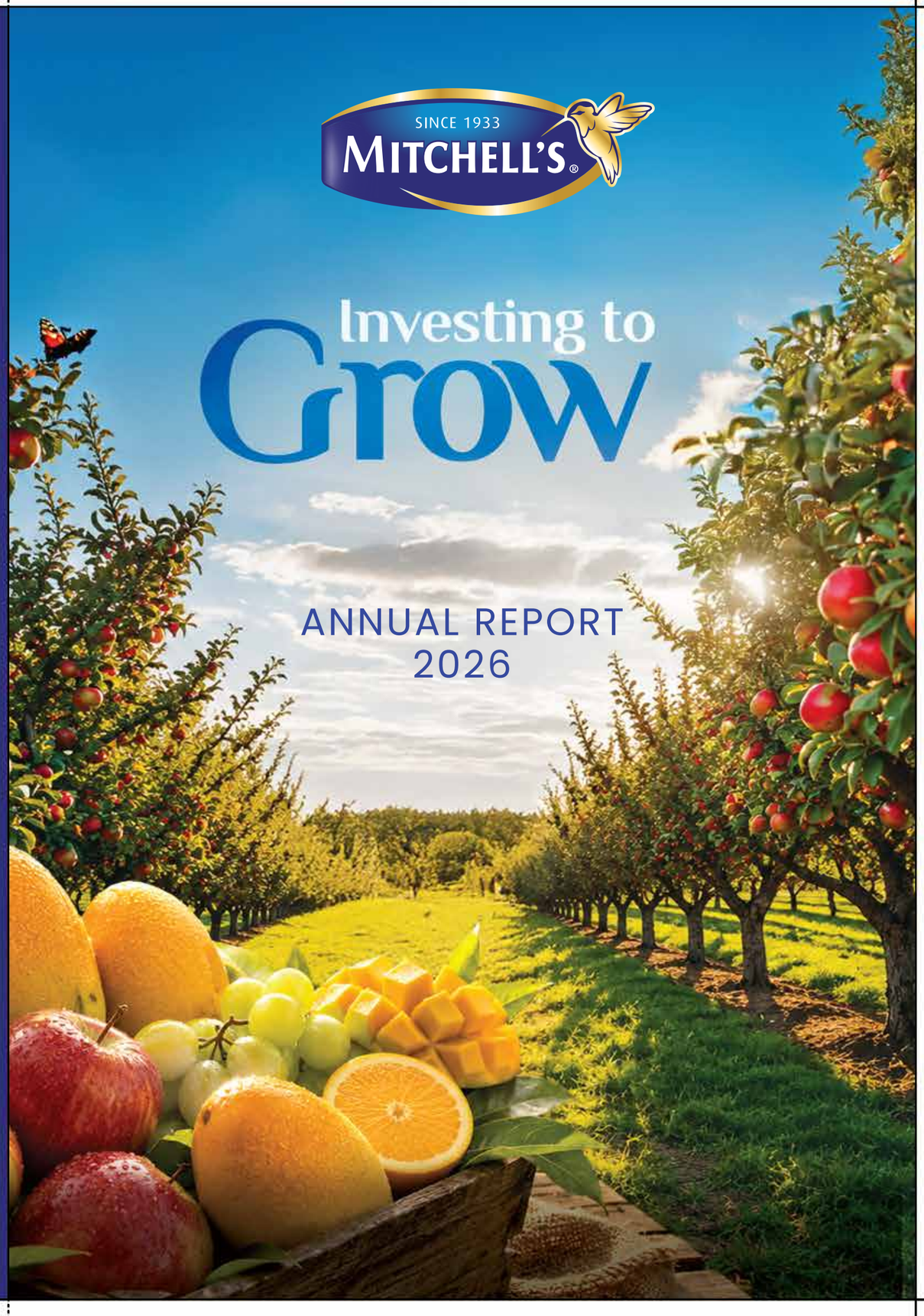

Table of Contents

The Reset	04
Mission, Vision and Values	06
Company Information	14
Directors' Profile	17
Chairman's Review	20
CEO's Message	22
Directors' Report	24
Independent Auditors' Review Report	34
Statement of Compliance	35
Pattern of Shareholding	38
Statement of Free Float of Shares	41
Our Brands	44
Global Footprint	52
Statement of Value Added and its Distribution	54
Horizontal and Vertical Analysis	55
Ratio Analysis	57
Independent Auditors' Report	61
Financial Statements	66
Notice of Annual General Meeting	118
Proxy Form	126

The Reset

The Acquisition

On October 16, 2025, CCL Holding acquired controlling interest in Mitchell's Fruit Farms Limited (MFFL) marking the beginning of a new era for one of Pakistan's most recognized consumer brands.

The acquisition marks a natural and strategic extension of CCL Holding's mission. By bringing a heritage brand into its portfolio, CCL Holding strengthens its presence in the Food & Beverages sector and deepens its commitment to everyday wellbeing.

For Mitchell's, this marks a strategic reset: sharpening operations, improving efficiency, investing in people and capabilities, and laying the foundation for sustained growth. It is an opportunity to unlock the brand's untapped potential and build a stronger, more profitable business for the long term, while serving communities at scale.

New Leadership

A new leadership team brings together deep industry expertise and a proven record of building and scaling businesses.

Kashif Sajjad Sheikh has been appointed Chairman of the Board, following his tenure as CEO of CCL Pharmaceuticals, where he led significant transformation and growth.

Usman Zafar Butt has been appointed Chief Executive Officer, bringing more than 30 years of experience in Pakistan's food and beverage industry, including 17 years with Coca-Cola İçecek Pakistan.

A New Identity

Mitchell's new identity builds on what has always defined the brand: a deep connection to nature, a commitment to quality, and a spirit of progress.

At the heart of this identity is the hummingbird. Agile, vibrant, and always in motion, it represents the energy and forward movement that shape Mitchell's today.

More than a symbol, it reflects the world Mitchell's stands for: real fruit, authentic taste, and the care that goes into every product we create.

Our colors carry this story forward. Blue reflects trust built over generations, while gold honors our heritage and enduring values.

Our Mission

"Sourcing from the finest farms, we craft food of trusted quality, nourishing generations and creating lasting value for everyone we serve."

Our Vision

"From the Farms to the World, crafted with precision, nourishing lives, as Pakistan's fastest-growing food company."

Our Values

At Mitchell's, our values define the standards by which we operate and the principles that guide every decision we make. They translate our vision and mission into everyday practice, shaping how we work, how we engage with one another, and how we deliver on our commitments to consumers, partners, and the communities we serve.

Business Profile

Our Story

From a single vision to a trusted name today, discover the milestones and moments that have shaped the Mitchell's story.

EST.
1933

Just the Beginning

Francis Mitchell founded Indian Mildura Fruit Farms, hand-crafting citrus squashes. A small beginning and the first chapter of a story built on quality and resilience.

1945

Rising to the Moment

As wartime demand for preserved foods grew, we grew with it, founding Kissan Fruit Products in Bangalore and taking our first step toward scale.

1946

Opening Global Doors

We became the sole maker of Rose's Lime Juice Cordial across Pakistan and Afghanistan, carrying international standards into every bottle we filled.

1948

A Name of Its Own

With Pakistan's independence came our own: renamed Mitchell's Fruit Farms Limited, we became a proudly Pakistani brand...exclusively ours, from this point on.

1958

Continuing the Journey

As Richard Mitchell stepped back, the Syed Maratib Ali family stepped in, carrying our legacy forward with the same care it began with.

1983

A Sweeter Expansion

We entered confectionery with Bon Bon and Jubilee, winning new hearts. One sweet, one generation at a time.

2025

Big Changes

CCL Holding's acquisition opened a new chapter, greater resources, fresh innovation, and bigger ambitions for the road ahead.

2026

A Refreshed Look

A new logo and a refreshed brand identity. Modern in spirit, still rooted in nine decades of trust and quality.

2001



Crafting Chocolate Moments

Our first molded chocolates arrived in 2001, followed by enrobed bars in 2004, a sweeter side of Mitchell's, made for a new generation.

1996

Stepping into the Spotlight

Listing on the Pakistan Stock Exchange opened a new era of transparency and governance, a stronger foundation for the future.

Company Information

BOARD OF DIRECTORS

Mr. Kashif Sajjad Sheikh	Chairman
Mr. Nadeem Bin Javaid Sheikh	Non-Executive Director
Mr. Asim Dilawar Sheikh	Non-Executive Director
Mr. Hassan Zubair Sheikh	Non-Executive Director
Syed Muhammad Mehdi Mohsin	Non-Executive Director
Mr. Usman Zafar Butt	Chief Executive Officer
Mr. Ahsan Rashid	Independent Director
Mr. Babur Sultan	Independent Director
Ms. Fariyha Subhani	Independent Director (Female)

COMMITTEES

Audit Committee

Mr. Ahsan Rashid	(Chairman)
Mr. Nadeem Bin Javaid Sheikh	(Member)
Mr. Asim Dilawar Sheikh	(Member)

HR & Remuneration Committee

Mr. Babur Sultan	(Chairman)
Mr. Usman Zafar Butt	(Member)
Mr. Hassan Zubair Sheikh	(Member)

Sustainability Committee

Ms. Fariyha Subhani	(Chairman)
Mr. Usman Zafar Butt	(Member)
Mr. Hassan Zubair Sheikh	(Member)

Chief Financial Officer

Abdul Wahab H. Malik

Company Secretary

Anum Ali

LEGAL ADVISORS

EAV – Ebad-Al-Vkeel LLP
Lahore Office: 54 E-1, Gulberg III, Lahore
Contact: 042-35751822

BANKERS

Habib Bank Limited
National Bank of Pakistan
Allied Bank Limited
JS Bank Limited
Samba Bank Limited
Meezan Bank Limited

AUDITORS

Messrs Crowe Hussain Chaudhary & Co Chartered Accountants
Lahore Office: 7th Floor, Gul Mohar Trade Centre, 8-F, Main Market, Gulberg II, Lahore 54660, Pakistan
Contact: 042-35759223-5

SHARE REGISTRAR

Corplink (Private) Limited
Wings Arcade, 1-K (Commercial), Model Town, Lahore
Phone: (042) 35839182, 35887262

ADDRESSES

Head Office
Mitchell's Fruit Farms Limited
26 Syed Maratib Ali Road, F.C.C., Lahore.
Phones: (042) 35872392-3
E-Mail: ho@mitchells.com.pk

Factory
Mitchell's Fruit Farms Limited
Renala Khurd, District Okara, Pakistan
Phones: 044 2635907-8
E-Mail: rnk@mitchells.com.pk

Directors' Profile

Board of Directors

Kashif is the Chairman of Mitchell's and the Executive Chairman of CCL Holding, with nearly three decades of leadership experience. As the former CEO of CCL Pharmaceuticals, he led the company's transformation, driving significant growth in revenue, market capitalization, and expanding global operations to more than 16 countries.

Beyond healthcare and FMCG, Kashif has been actively engaged in strategic investments and entrepreneurial ventures under CCL Holding, building a diversified portfolio of businesses. An alumnus of Harvard Business School, USA, he was featured in the Top 100 Business Leaders of Pakistan (2012 edition). Kashif is a former Chairman of the Pakistan Pharmaceutical Manufacturers Association and a recipient of the Presidential Excellence Award of Pakistan.

Mr. Nadeem B. J. Sheikh has been associated with CCL since 1993 and has held senior leadership roles across Sales, Marketing, and various strategic functions. He has extensive global exposure through professional assignments across North America, Europe, Central Asia, and Southeast Asia.

He currently serves as a Non-Executive Director, contributing his expertise in governance and long-term organizational development. His professional training includes management programs from the Pakistan Institute of Management Sciences, Lahore University of Management Sciences, and IMD Switzerland.

Mr. Asim Dilawar Sheikh has been associated with the CCL Group since 1994 and has led critical functions including production, quality control, research and development, and procurement. With deep expertise in pharmaceutical and textile operations, he has contributed significantly to strengthening the organization's technical and operational capabilities.

He currently serves as a Non-Executive Director, supporting governance and long-term planning. He has completed multiple professional development programs both locally and internationally.

Mr. Hassan Zubair Sheikh has held key leadership roles within the CCL Group since 2006, contributing to operations, marketing, governance, and strategic planning. He currently serves as CEO of CozCom (Cozmetica), where he leads the company's growth in the beauty and personal care sector.

He is an active board member and contributes to the HR and Audit Committees. As Chairman of the Dilawar Hussain Foundation, he oversees major social impact programs in healthcare, diabetes awareness, and community development. He holds a Bachelor's degree from the United Kingdom and an MBA from Pakistan, along with multiple executive certifications from the UK and USA.

Mr. Mehdi Mohsin is an experienced business leader with a long association with Mitchell's. He began his career at Packages Ltd. before joining Mitchell's in 1989, where he served as Executive Director and later as CEO until 2009.

He continued to oversee Mitchell's corporate responsibility program, dairy project, and associated agricultural companies for over two decades. Since 2017, he has been managing the Daud Bandagi Hospital as a Trustee. He holds a Bachelor's degree in Physics from Texas A&M University.

Usman has over 30 years of experience primarily in the Food & Beverages industry in Pakistan, where he worked with leading organizations and helped them in their journey towards end-to-end transformation. He has driven sustainable growth through a focus on developing winning strategies and delivering superior execution through high-performance teams.

He spent 17 years with Coca-Cola İçecek, Pakistan, where he held various significant roles including Commercial Director and Chief Supply Chain Officer. His tenure with PepsiCo included serving as GM for Foods for Pakistan & Afghanistan and later as Chief Transformation Officer for the Beverages Division. Usman is an MBA from IBA Karachi and has completed executive education from Georgia Tech Institute and Yale School of Management.



Mr. Babur Sultan has over 33 years of leadership experience across leading national and multinational FMCG organizations, specializing in business development, strategy, supply chain, sales, and organizational transformation. He served as CEO of Engro Foods, where he also led the acquisition process by FrieslandCampina, after holding senior roles including Vice President Sales and Senior Vice President Supply Chain.

His earlier career includes key roles at Haleeb Foods, Reckitt Benckiser, AgrEvo, and Wellcome Pharmaceuticals. He has served as a board member in several prominent organizations including Engro Foods Ltd, Engro Foundation, and the Pakistan Dairy Association. He holds a Master's degree from the University of Karachi and has attended advanced programs at the University of Santa Clara, INSEAD, and Harvard.

Ms. Fariyha Subhani is the Managing Director and CEO of Ceylon Tobacco Company. She began her career at Unilever, where she spent 28 years leading major brands, launching new categories, and managing high-performing teams across local and regional roles, including assignments in Thailand.

She later served as Managing Director for South and Central Asia at Upfield, where she established and expanded operations across Pakistan, Sri Lanka, Bangladesh, and Central Asian markets. She also serves on the boards of Fauji Fresh and Freeze, Dipitt, and Tocolab. Fariyha holds a Master's degree in International Relations from Quaid-e-Azam University and an MBA from Lahore University of Management Sciences.

Mr. Ahsan Rashid is a seasoned business leader with over 36 years of experience in multinational FMCG organizations, including Coca-Cola, Unilever Foods, and Pepsi Cola. He has a strong record of accelerating business growth, driving operational transformation, and leading M&A initiatives.

As Founder and CEO of Optimus Resources, he has spent the past 11 years advising major FMCG companies on sales transformation, route-to-market systems, strategic planning, and process optimization. His earlier roles include Managing Director and CFO of Coca-Cola Beverages Pakistan, as well as senior leadership assignments at Ghani Glass, Rafhan Bestfoods, Pepsi Cola International, and Tetra Tech USA. He holds an MBA from the University of California Riverside, an MS in Industrial and Operations Engineering from the University of Michigan, and a BSc in Mechanical Engineering from the University of Engineering and Technology Lahore.

Kashif Sajjad Sheikh - *Chairman*

Chairman Review

Fellow Shareholders,

It is my privilege to address you at the start of what I believe will be one of the most important chapters in Mitchell's 90-year history.

Mitchell's acquisition by CCL Holding in October 2025 was never going to be a simple change of ownership. CCL saw in Mitchell's a heritage brand that had shaped breakfast tables across three generations of Pakistani households, and a business whose potential had simply outgrown its structure. Anchored in our purpose of nourishing generations, we embarked on a journey to revitalize a trusted legacy brand, strengthen its foundations, and build a sustainable, profitable future.

As Chairman, I am pleased to see this conviction starting to evolve into tangible progress, demonstrating how an acquisition driven by vision and commitment can create lasting value.

In the months since the acquisition, the Board's focus has been on building the foundation for that ambition. We have strengthened the leadership of the company at every level, bringing in an experienced Chief Executive Officer and a team with deep experience across food, beverages, and FMCG. We have also strengthened the Board with diverse experience across leading Pakistani and multinational businesses. This diversity of experience reflects our belief that good governance and sound counsel are as essential to Mitchell's next chapter as capital and capability.

Beyond leadership, the Board's role has been to ensure Mitchell's is genuinely resourced to compete, not simply restructured on paper. That has meant committing capital to the business and empowering management to deploy it against clearly defined priorities.

At the same time, we are establishing clear accountability, sharper financial discipline, and appropriate Board oversight. Our role is to ensure that the business has what it needs to be run well, and that the pace of investment matches the scale of the ambition we have set for it.

We remain mindful that this is still early in the journey. Meaningful change cannot happen overnight, and we have been deliberate in how we have approached this transformation. But the direction is clear, and the foundation being laid today in leadership capability, in governance and culture, are intended to carry Mitchell's toward its vision: to become Pakistan's fastest-growing food company, from the farms of Renala Khurd to households around the world.

On behalf of the Board, I want to thank our shareholders for the confidence they have placed in this new chapter, and our employees, old and new, for the energy and ownership they have brought to rebuild a company we all believe in. I look forward to updating you on our progress in the times ahead.

With thanks,

Kashif Sajjad Sheikh
Chairman

Usman Zafar Butt - *Chief Executive Officer*

CEO Message

Dear Shareholders,

The period under review has been one of the most consequential in Mitchell's history. On October 16, 2025, CCL Holding acquired majority stakes in Mitchell's Fruit Farms Limited, marking the beginning of a long-term commitment to rebuild and grow one of Pakistan's most recognized consumer brands. It gives me immense pride to share with you the actions we have taken in these early months towards our ambition that now defines our path forward. The steps we have taken have been purposeful and foundational. We have focused on addressing structural gaps, building organizational capability, and creating the platform required for sustainable transformation. While meaningful change takes time, we are encouraged by the progress made and remain confident in the opportunities ahead.

From the outset, our approach has been deliberate: invest first in the people and structures that would allow Mitchell's to compete and win. We have put in place an experienced leadership team across the business, reintroducing rigor and building capability where it matters the most. Our new corporate office is a fitting home for the culture of growth and expansion we are building within the organization.

Our go-to-market transformation has been central to this rebuild journey. We have comprehensively revamped our route-to-market to improve market coverage, enhance customer service, and unlock growth opportunities across channels. A key part of this transformation has been our shift towards a service warehousing model, which has improved our distribution infrastructure and product availability across markets.

With a clear ambition to build a truly Pan-Pakistan footprint, we systematically restored and expanded our retail presence, increasing our geographical reach by 2.5x and market coverage by 85%. This has created a stronger platform to serve customers, reach more consumers, and build sustained market share.

The impact is already evident. Our Pakistan business delivered 23% growth in H2, while overall H2 performance grew 18% compared with the same period last year. These results demonstrate that the fundamentals we have put in place are beginning to translate into meaningful business growth.

Alongside a strong GTM base, a dedicated marketing function was re-established to complement the ambition of this new chapter. Spearheaded by our Marketing team, Mitchell's has undergone a complete identity evolution including a new Logo, a refreshed digital presence, and new packaging across our portfolio. More than a visual refresh it reflects who we are today, agile, forward moving, yet committed to our decades long promise of real fruit, authentic taste, and uncompromising quality. In addition, our supply chain has been fine-tuned for greater reliability, and the overall organization is being rebuilt with structure and discipline at its core.

Guided by our vision, to become Pakistan's fastest-growing food company, our focus for the year ahead remains clear: sustain the momentum in distribution, re-establish consumer communication, continue investing in our people, and build on the trust that has carried the Mitchell's name for over 90 years, across Pakistan and in more than 20 countries worldwide.

None of this progress would have been possible without the continued confidence of our shareholders and the dedication of our employees, who have embraced this new chapter with genuine ownership. I want to thank you all for the trust and support as we position Mitchell's for the growth ahead.

Sincerely,

Usman Zafar Butt
Chief Executive Officer

Directors' Report

The Directors of Mitchell's Fruit Farms Limited (the "Company") present their report, together with the audited inancial statements for the year ended June 30, 2026 and the auditors' report thereaon.

CHANGE IN OWNERSHIP AND BOARD COMPOSITION

During the year, the Company underwent a significant change in ownership and governance. On October 16, 2025, CCL Holding (Private) Limited acquired a controlling interest in the Company. Following the change in control, the Board was reconstituted and Mr. Kashif Sajjad Sheikh was appointed as Chairman of the Board, while Mr. Usman Zafar Butt was appointed as Chief Executive Officer.

Fresh elections of directors were subsequently held on December 8, 2025 for a term of three years. Following the elections, the newly constituted Board elected Mr. Kashif Sajjad Sheikh as Chairman and continued the appointment of Mr. Usman Zafar Butt as Chief Executive Officer.

The Board places on record its appreciation for the services and contribution of the outgoing directors and management, including Mr. Shazad Ghaffar, former Chairman, and Mr. Najam Aziz Sethi, former Chief Executive Officer.

PRINCIPAL ACTIVITIES AND HOLDING COMPANY

The Company is principally engaged in the manufacture and sale of grocery and confectionery products. There was no change in the nature of the Company's business during the year. Following the change in control during the year, CCL Holding (Private) Limited became the holding company of Mitchell's Fruit Farms Limited.

FINANCIAL HIGHLIGHTS

PKR million, except EPS	FY2026	FY2025
Revenue (net)	2,967.5	2,662.7
Gross profit	827.1	770.2
Gross margin	27.9%	28.9%
Operating (loss) / profit	(13.5)	180.3
Profit after tax	3.3	1.7
Earnings per share (PKR)**	0.14	0.07

REVIEW OF OPERATIONS

During the year under review, the Company recorded a revenue of Rs. 2,967.5 million, an increase of 11.4% over Rs. 2,662.7 million in the preceding year, despite subdued consumer demand, inflationary pressures and geopolitical uncertainty. This increase reflected stronger commercial execution and expanded distribution coverage during the year.

Gross profit increased to Rs. 827.1 million from Rs. 770.2 million, while gross margin moderated to 27.9% from 28.9% amid higher input and conversion costs. Management continued to address these pressures through disciplined pricing, procurement efficiencies and tighter manufacturing cost controls.

During the year, the Company continued to invest in organisational and commercial capabilities. Administrative expenses increased primarily due to management strengthening and transition-related costs, while selling and distribution expenses increased as the Company expanded distribution coverage and resumed marketing investment. Together with pressure on gross margins, these investments resulted in an operating loss of Rs. 13.5 million compared with an operating profit of Rs. 180.3 million in the preceding year.

Profit after tax stood at Rs. 3.3 million, compared with Rs. 1.7 million last year, with earnings per share of Rs. 0.14. Profitability was supported by a significant non-recurring gain on disposal of land and lower finance costs.

Improving underlying operating earnings remains a key priority.

FINANCIAL POSITION, LIQUIDITY AND RIGHTS ISSUE

During the year, the Company raised Rs. 500.0 million through a rights issue of 2,777,778 ordinary shares at an issue price of Rs. 180 per share, including a premium of Rs. 170 per share. The proceeds strengthened the Company's capital base and provided additional financial capacity for working capital, operational improvements and planned capital expenditure.

Separately, proceeds from the disposal of land were utilised principally towards settlement of loans from the former sponsors. As at June 30, 2026, shareholders' equity stood at Rs. 1,103.2 million and cash and bank balances amounted to Rs. 283.6 million. Sanctioned working-capital lines stood at Rs. 750 million, of which Rs. 189 million remained unutilised.

Utilisation of rights issue proceeds as at June 30, 2026:

Purpose (PKR million)	Proceeds	Utilised	Balance
Civil works	95	–	95
Renovation, machinery replacement & process	140	–	140
Working capital	265 265		
Total	500	265	235

PRINCIPAL RISKS AND UNCERTAINTIES

- Macroeconomic and demand risk: Inflationary pressures and changes in consumer purchasing power may affect volumes and product mix. The Company seeks to mitigate these risks through disciplined pricing, pack-price architecture, channel expansion and portfolio management.
- Commodity and foreign exchange risk: The Company remains exposed to volatility in sugar, fruit, packaging material and imported inputs. These risks are managed through procurement planning, supplier diversification, inventory management and, where appropriate, natural hedges from export earnings.
- Competitive risk: The Company operates in highly competitive food categories. Management continues to strengthen distribution coverage, product availability, brand investment and innovation to maintain and improve its market position.
- Agricultural and climate risk: Weather variability, flooding and other climate-related events may affect agricultural raw-material availability, quality, pricing and logistics. The Company monitors crop conditions and supplier availability and seeks to diversify sourcing where commercially feasible.
- Liquidity and working-capital risk: Growth in the business requires continued discipline over inventories, receivables and supplier terms. The Company monitors liquidity, banking facilities and cash-flow requirements through regular forecasting and working-capital reviews.
- Operational and information-technology risk: Manufacturing continuity, product quality, cyber security and systems availability remain important operational risks. The Company continues to strengthen preventive maintenance, internal controls, system access management, backup arrangements and business continuity procedures.

SIGNIFICANT CORPORATE DEVELOPMENTS

During the year, the Company disposed of 4 acres, 3 kanals and 13 marlas of land situated at Renala Khurd to a related party for consideration of Rs. 222.8 million. The proceeds were principally utilised towards settlement of loans from the former sponsors. The transaction has been appropriately disclosed in the financial statements.

INTERNAL FINANCIAL CONTROLS AND RISK MANAGEMENT

The Board is responsible for the Company's system of internal control and reviews its adequacy and effectiveness. The control framework covers financial, operational and compliance controls and risk management. The internal audit function reports to the Audit Committee on the integrity and effectiveness of controls, while management continues to strengthen controls and processes where improvement opportunities are identified.

SUSTAINABILITY, CSR, HEALTH, SAFETY AND ENVIRONMENT

The Company remains committed to safe operations, product quality, responsible resource utilisation and environmental stewardship at its Renala Khurd manufacturing facility. Key areas of focus during the year included occupational health and safety, product quality, energy and water efficiency, waste management and employee wellbeing. The Board Sustainability Committee provides oversight of sustainability, diversity and inclusion, and climate-related priorities and risks. The Company continues to assess opportunities to strengthen its sustainability framework and related disclosures.

CONTRIBUTION TO NATIONAL EXCHEQUER

The Company contributed Rs. 500.5 million to the national exchequer during FY2026 through sales tax, federal excise duty, income tax and other applicable levies.

PEOPLE AND GENDER PAY GAP

The Company employed 274 persons as at June 30, 2026 compared with 276 as at June 30, 2025. For FY2026, the mean gender pay gap was 19.76% and the median gender pay gap was 24.78%, compared with 22% and 32%, respectively, in the preceding year.

CORPORATE AND FINANCIAL REPORTING FRAMEWORK

The Directors confirm that:

(i) the financial statements present fairly the state of affairs, results of operations, cash flows and changes in equity;

(ii) proper books of account have been maintained;

(iii) appropriate accounting policies have been consistently applied, and accounting estimates are based on reasonable and prudent judgement;

(iv) accounting and reporting standards as applicable in Pakistan have been followed, and any departure has been adequately disclosed;

(v) the Board has reviewed the adequacy and effectiveness of the Company's internal financial controls. Appropriate systems of internal control have been established and are subject to ongoing review and improvement;

(vi) there are no significant doubts upon the Company's ability to continue as a going concern;

(vii) there has been no material departure from best practices of corporate governance as detailed in the CCG Regulations;

(viii) key operating and financial data for the last six years is annexed;

(ix) outstanding statutory payments, if any, are disclosed in the financial statements; and

(x) the Company's gratuity scheme is unfunded; the obligation of Rs. 104.7 million is based on an actuarial valuation as at June 30, 2026.

BOARD OF DIRECTORS

As at the date of this report, the Board comprises nine directors: eight male and one female; three independent directors (Mr. Ahsan Rashid, Mr. Babur Sultan and Ms. Fariyha Subhani), five non-executive directors (Mr. Kashif Sajjad Sheikh, Syed Mohammad Mehdi Mohsin, Mr. Hassan Zubair Sheikh, Mr. Nadeem Bin Javaid Sheikh and Mr. Asim Dilawar Sheikh) and one executive director (Mr. Usman Zafar Butt, Chief Executive Officer).

Board meetings. Nine meetings of the Board were held during the year. Attendance, against meetings held during each director's tenure, was as follows:

Director	Category	Tenure in FY2026	Held*	Attended
Current directors				
Mr. Kashif Sajjad Sheikh	Chairman / Non-Executive	From Oct 16, 2025	7	7
Mr. Nadeem Bin Javaid Sheikh	Non-Executive	From Oct 16, 2025	7	7
Mr. Asim Dilawar Sheikh	Non-Executive	From Oct 16, 2025	7	7
Mr. Hassan Zubair Sheikh	Non-Executive	From Oct 16, 2025	7	7
Mr. Syed Mohammad Mehdi Mohsin	Non-Executive	Throughout FY2026	9	7
Mr. Usman Zafar Butt	Chief Executive Officer	From Oct 16, 2025	7	7
Mr. Ahsan Rashid	Independent	From Oct 16, 2025	7	6
Mr. Babur Sultan	Independent	From Oct 16, 2025	7	7
Ms. Fariyha Subhani	Independent (Female)	From Oct 16, 2025	6	6
Directors who ceased during the year				
Mr. Farooq Nazir	Independent	From Oct 16, 2025 till Dec 8, 2025	1	1
Mr. Shazad Ghaffar	Chairman / Non-Executive	Up to Oct 16, 2025	3	3
Mr. Najam Aziz Sethi	Chief Executive Officer	Up to Oct 16, 2025	3	3
Ms. Umme Kulsum Imam	Non-Executive	Up to Oct 16, 2025	3	3
Mr. Syed Manzar Hassan	Independent	Up to Oct 16, 2025	3	2
Mr. Aamir Amin	Independent	Up to Oct 16, 2025	3	3
Mr. Mujeeb Rashid	Independent	Up to Oct 16, 2025	3	3

*Meetings held during the period the person was a Director. Leave of absence was granted to directors who could not attend.

Board committees. Following the changes in Board composition during the year, the Board committees were reconstituted on October 16, 2025 and again following the election of directors on December 8, 2025.

Audit Committee. Five meetings of the Audit Committee were held during the year. Attendance, against meetings held during each director's tenure, was as follows:

Director	Category	Tenure in FY2026	Held*	Attended
Current members				
Mr. Ahsan Rashid	Chairman/Independent	From Dec 8, 2025	3	3
Mr. Nadeem Bin Javaid Sheikh	Non-Executive	From Oct 16, 2025	3	3
Mr. Asim Dilawar Sheikh	Non-Executive	From Oct 16, 2025	3	2
Members who ceased during the year				
Mr. Farooq Nazir	Chairman/Independent	From Oct 16, 2025 till Dec 8, 2025	-	-
Syed Manzar Hassan	Chairman/Independent	Up to Oct 16, 2025	2	2
Mr. Aamir Amin	Independent	Up to Oct 16, 2025	2	2
Mr. Shazad Ghaffar	Non-Executive	Up to Oct 16, 2025	2	2

Human Resource & Remuneration Committee. Two meetings of the HR&R Committee were held during the year. Attendance, against meetings held during each director's tenure, was as follows:each director's tenure, was as follows:

Director	Category	Tenure in FY2026	Held*	Attended
Current members				
Mr. Babur Sultan	Chairman/Independent	From Dec 8, 2025	2	2
Mr. Usman Zafar Butt	Chief Executive Officer	From Oct 16, 2025	2	2
Mr. Hassan Zubair Sheikh	Non-Executive	From Oct 16, 2025	2	2
Members who ceased during the year				
Mr. Mujeeb Rashid	Chairman/Independent	Up to Oct 16, 2025	-	-
Mr. Najam Aziz Sethi	Chief Executive Officer	Up to Oct 16, 2025	-	-
Ms. Umme Kulsum Imam	Non-Executive	Up to Oct 16, 2025	-	-

*Meetings held during the period the person was a Director. Leave of absence was granted to directors who could not attend.

Sustainability Committee. One meeting of the Sustainability Committee was held during the year. Attendance, against the meeting held during each director's tenure, was as follows:

Director	Category	Tenure in FY2026	Held*	Attended
Current members				
Ms. Fariyha Subhani	Chairman/Independent (Female)	From Oct 16, 2025	1	1
Mr. Usman Zafar Butt	Chief Executive Officer	From Oct 16, 2025	1	1
Mr. Hassan Zubair Sheikh	Non-Executive	From Oct 16, 2025	1	1

*Meetings held during the period the person was a Director. Leave of absence was granted to directors who could not attend

Directors' remuneration. The Board has approved a remuneration policy under which independent directors are entitled to receive a fee for attending meetings. Directors' meeting fees and the remuneration of the Chief Executive Officer are disclosed in Note 38 to the financial statements in accordance with applicable

PATTERN OF SHAREHOLDING AND TRADING IN SHARES

The pattern of shareholding is annexed to this report.

EARNINGS PER SHARE, DIVIDEND AND APPROPRIATIONS

Basic and diluted earnings per share were Rs. 0.14 (FY2025: Rs. 0.07, restated). In view of the Company's accumulated losses and the need to retain financial resources to support working capital and planned operational improvements, the Board has not recommended a dividend or other appropriation for the year.

SUBSEQUENT CORPORATE DEVELOPMENT AND MATERIAL CHANGES

Subsequent to the year end, the Company relocated its head office to 26-Syed Maratib Ali Road, F.C.C., Lahore. There were no material changes or commitments affecting the financial position of the Company between June 30, 2026 and the date of this report, other than those disclosed in the financial statements.

AUDITOR

The present auditors, Messrs Crowe Hussain Chaudhury & Co., Chartered Accountants, retire and, being eligible, offer themselves for re-appointment. On the recommendation of the Audit Committee, the Board has proposed their re-appointment for the year ending June 30, 2027.

OUTLOOK

Following the change in control during FY2026, the Company has continued to strengthen its commercial, organisational and operating capabilities. These initiatives have increased the near-term cost base but are intended to support sustainable growth, stronger operational execution and improved underlying profitability.

The operating environment is expected to remain competitive and sensitive to consumer purchasing power, commodity prices and broader macroeconomic conditions. The Company will therefore remain focused on disciplined revenue growth, gross-margin improvement, cost efficiency, working-capital management and strengthening its distribution and manufacturing capabilities.

ACKNOWLEDGEMENT

The Board thanks our shareholders for their confidence, our employees for their dedication, and our customers, distributors, bankers and business partners for their continued support.

For and on behalf of the Board of Directors

Usman Zafar Butt
Chief Executive Officer

Kashif Sajjad Sheikh
Chairman

Lahore: October 1, 2026

چیف ایگزیکٹو آفیسر کا تجزیہ

زیرِ جائزہ مدت Mitchell's کی تاریخ کے اہم ترین ادوار میں سے ایک رہی۔ 16 اکتوبر 2025ء کو CCL Holding نے Mitchell's Fruit Farms Limited کے اکثریتی شیئرز حاصل کیے، جس کے ساتھ پاکستان کے معروف ترین کنزیومر برانڈز میں سے ایک کی از سرِ نو تعمیر اور ترقی کے لیے ایک طویل مدتی عزم کا آغاز ہوا۔ مجھے یہ اقدامات آپ کے ساتھ شیئر کرتے ہوئے بے حد خوشی محسوس کر رہا ہوں جو ہم نے اس ابتدائی عرصے کے دوران اپنے اس مقصد کے حصول کی جانب اٹھائے ہیں، جو اب ہمارے مستقبل کے سفر کی سمت متعین کرتا ہے۔ ہمارے یہ تمام اقدامات سوچے سمجھے اور مضبوط بنیاد فراہم کرنے کے مقصد کے تحت اٹھائے گئے ہیں۔ ہماری توجہ کاروباری ڈھانچے میں موجود خامیوں کو دور کرنے، تنظیمی صلاحیت کو بہتر بنانے اور پائیدار تبدیلی کے لیے ضروری پلیٹ فارم تخلیق کرنے پر مرکوز رہی ہے۔ اگرچہ بامعنی تبدیلی کے لیے وقت درکار ہوتا ہے، تاہم، اب تک کی پیش رفت ہمارے لیے حوصلہ افزا ہے اور ہم مستقبل میں دستیاب مواقع کے حوالے سے پُراعتماد ہیں۔

شروع ہی سے ہمارا طریقۂ کار واضح رہا ہے: سب سے پہلے اپنے لوگوں اور ایسے مضبوط تنظیمی ڈھانچے میں سرمایہ کاری کرنا جو Mitchell's کو مؤثر انداز میں مقابلہ کرنے اور کامیابی حاصل کرنے کے قابل بنائیں۔ ہم نے تمام تر کاروبار میں تجربہ کار قیادت مہیا کی ہے، جس سے ہر اس جگہ نظم وضبط اور مطلوبہ صلاحیت کو دوبارہ مضبوط کیا گیا ہے جہاں اس کی سب سے زیادہ ضرورت تھی۔ ہمارا نیا کارپوریٹ آفس اترقی اور توسیع کی اُس ثقافت کے لیے ایک موزوں مرکز ہے جسے ہم ادارے میں فروغ دے رہے ہیں۔

گو ٹو مارکیٹ ٹرانسار میشن (GTM) ہماری از سرِ نو تعمیر کے سفر کا ایک اہم حصہ رہی ہیں۔ ہم نے مارکیٹ تک رسائی کے اپنے پورے نظام کو جامع طور پر از سرِ نو ترتیب دیا ہے تاکہ مارکیٹ میں ہماری موجودگی بہتر ہو، کسٹمر سروس کا معیار بلند ہو اور مختلف چینلز میں ترقی کے نئے مواقع پیدا ہوں۔ اس تبدیلی کا ایک اہم حصہ سروس ویئر ہاؤسنگ ماڈل اپنانا ہے، جس سے ہماری ڈسٹری بیوشن کے بنیادی ڈھانچے اور مختلف مارکیٹس میں مصنوعات کی دستیابی میں نمایاں بہتری آئی ہے۔

پاکستان بھر میں اپنی موجودگی کو وسعت دینے کے واضح عزم کے ساتھ، ہم نے مرحلہ وار اپنی ریٹیل موجودگی کو بحال کیا اور اسے وسعت دی۔ اس کے نتیجے میں ہماری جغرافیائی رسائی 2.5 گنا بڑھ گئی جبکہ مارکیٹ کوریج میں 85 فیصد اضافہ ہوا۔ اس سے صارفین کو بہتر خدمات فراہم کرنے، زیادہ سے زیادہ صارفین تک پہنچنے اور مارکیٹ میں اپنا حصہ مستقل بنیادوں پر بڑھانے کے لیے ایک مضبوط بنیاد قائم ہوئی ہے۔

اس کا اثر اب نمایاں ہونا شروع ہو گیا ہے۔ پاکستان میں ہمارے کاروبار نے دوسری ششماہی (H2) میں 23 فیصد ترقی کی، جبکہ مجموعی H2 کارکردگی گزشتہ سال کی اسی مدت کے مقابلے میں 18 فیصد زیادہ رہی۔ یہ نتائج اس بات کی عکاسی کرتے ہیں کہ ہم نے جو بنیادی اقدامات کیے ہیں، وہ اب کاروبار کی بامعنی ترقی کی صورت میں سامنے آنا شروع ہو گئے ہیں۔

مضبوط GTM بنیاد کے ساتھ ساتھ، اس نئے دور کے عزائم کو آگے بڑھانے کے لیے ایک dedicated مارکیٹنگ فنکشن بھی دوبارہ قائم کیا گیا ہے۔ ہماری مارکیٹنگ ٹیم کی قیادت میں Mitchell's برانڈ کی شناخت میں جامع تبدیلی لائی گئی، جس میں نیا لوگو، نئے انداز سے ڈیجیٹل پلیٹ فارمز پر موجودگی اور ہماری تمام مصنوعات کے لیے نئی پیکیجنگ شامل ہے۔ یہ محض ظاہری تبدیلی نہیں بلکہ اس بات کی عکاسی کرتی ہے کہ Mitchell's آج کیا ہے، جدید، مستقبل کے تقاضوں سے ہم آہنگ اور اپنے کئی دہائیوں پر محیط اس وعدے پر ہمیشہ کی طرح قائم کہ رئیل فروٹ، مستند ذائقے اور معیار پر کوئی سمجھوتہ ممکن نہیں۔ اس کے ساتھ ساتھ، زیادہ قابلِ اعتماد کارکردگی کے لیے ہماری سپلائی چین کو مزید مؤثر بنایا گیا ہے، جبکہ مجموعی تنظیم کو واضح ڈھانچے اور نظم وضبط کی بنیاد پر از سرِ نو تشکیل دیا جا رہا ہے۔

پاکستان کی سب سے تیزی سے ترقی کرنے والی فوڈ کمپنی بننے کے ہمارے وژن کے مطابق، آنے والے سال کے لیے ہماری ترجیحات بالکل واضح ہیں: ڈسٹری بیوشن میں حاصل ہونے والی رفتار کو برقرار رکھنا، صارفین کے ساتھ رابطے کو دوبارہ مضبوط بنانا، اپنے لوگوں میں سرمایہ کاری جاری رکھنا اور اس اعتماد کو مزید مستحکم کرنا جس نے پاکستان بھر میں اور دنیا کے 20 سے زائد ممالک میں 90 سال سے زیادہ عرصے سے Mitchell's کے نام کو قائم رکھا ہے۔

یہ تمام پیش رفت ہمارے شیئر ہولڈرز کے مسلسل اعتماد اور ہمارے ملازمین کی محنت، لگن اور وابستگی کے بغیر ہرگز ممکن نہ تھی، جنہوں نے اس نئے دور کو حقیقی ملکیت کے احساس اور ذمہ داری کے ساتھ قبول کیا ہے۔ میں اس سفر میں آپ سب کے اعتماد اور تعاون کا تہہ دل سے شکریہ ادا کرتا ہوں، جو ہمیں Mitchell's کو آنے والے برسوں کی ترقی کے لیے مضبوط بنیاد فراہم کرنے کے قابل بناتا ہے۔

مخلص،
عثمان ظفر بٹ
چیف ایگزیکٹو آفیسر

چیئرمین کا تجزیہ

معزز شیئر ہولڈرز،

میرے لیے یہ خوشی کا باعث ہے کہ میں ایسے دور کے آغاز میں آپ سے مخاطب ہوں جس کے بارے میں مجھے یقین ہے کہ یہ مجلز کی 90 سالہ تاریخ کا ایک اہم ترین باب ہو گا۔ اکتوبر 2025ء میں CCL Holding کی جانب سے Mitchell's کا حصول محض ملکیت کی تبدیلی نہیں تھا۔ CCL نے Mitchell's میں ایک معاشرے کی ثقافت میں رچے بسے ایک ایسے برانڈ کو دیکھا جس نے پاکستانی خاندانوں کی تین نسلوں کے ناشتے کے لمحات میں اپنی جگہ بنائی ہے، اور ایک ایسا کاروبار جس کی صلاحیت اس کے موجودہ ڈھانچے سے کہیں آگے بڑھ چکی تھی۔ نسلوں کو غذائیت فراہم کرنے کے اپنے مقصد کو بنیاد بناتے ہوئے، ہم نے ایک قابلِ بھروسہ برانڈ کو از سرِ نو فعال کرنے، اس کی بنیادوں کو مزید مضبوط بنانے اور ایک پائیدار اور منافع بخش مستقبل کی تعمیر کے سفر کا آغاز کیا۔ بطور چیئرمین، مجھے اس بات پر فخر ہے کہ یہ پختہ یقین، اب عملی پیش رفت کی شکل اختیار کرنا شروع ہو گیا ہے، جو اس بات کا مظہر ہے کہ وژن اور عزم کی بنیاد پر کیا جانے والا حصول کس طرح دیرپا قدر پیدا کر سکتا ہے۔

حصول کے بعد کے مہینوں میں بورڈ کی توجہ اس مقصد کے لیے مضبوط بنیاد رکھنے پر مرکوز رہی ہے۔ ہم نے کمپنی کی قیادت کو ہر سطح پر مضبوط کیا ہے، جس کے لیے ایک تجربہ کار چیف ایگزیکٹو آفیسر اور خوراک، مشروبات اور FMCG کے شعبوں میں وسیع تجربہ رکھنے والی ٹیم کو شامل کیا گیا ہے۔ ہم نے پاکستان کی ممتاز اور ملٹی نیشنل مپنیوں میں متنوع تجربے کے حامل افراد کو شامل کر کے بورڈ کو بھی مزید مضبوط کیا ہے۔ تجربے کا یہ تنوع اس یقین کی عکاسی کرتا ہے کہ بہتر گورننس اور دانشمندانہ رہنمائی Mitchell's کے آنے والے دور کے لیے اتنی ہی ضروری ہے جتنا سرمایہ اور صلاحیت۔

قیادت سے آگے بڑھ کر، بورڈ کا کردار یہ یقینی بنانا بھی رہا ہے کہ Mitchell's کو مسابقت کے لیے حقیقی معنوں میں مطلوبہ وسائل فراہم کیے جائیں، نہ کہ محض کاغذی طور پر اس کی تنظیمِ نو کی جائے۔ اس سے مراد کاروبار میں سرمایہ فراہم کرنا اور انتظامیہ کو واضح طور پر طے کردہ ترجیحات کے مطابق اسے بروئے کار لانے کا اختیار دینے کا عزم ہے۔ اس کے ساتھ ساتھ، ہم واضح احتساب، مزید مؤثر مالیاتی نظم وضبط اور بورڈ نگرانی کا موزوں نظام قائم کر رہے ہیں۔ ہمارا کردار یہ یقینی بنانا ہے کہ کاروبار کو مؤثر انداز میں چلانے کے لیے درکار تمام وسائل دستیاب ہوں اور سرمایہ کاری کی رفتار اس مقصد کے مطابق ہو جو ہم نے اس کے لیے طے کیا ہے۔

ہم اس حقیقت سے بخوبی آگاہ ہیں کہ یہ سفر ابھی ابتدائی مرحلے میں ہے۔ بامعنی تبدیلی راتوں رات ممکن نہیں ہوتی اور ہم نے اس تبدیلی کے عمل کو سوچ سمجھ کر آگے بڑھایا ہے۔ تاہم، سمت واضح ہے اور آج قیادت کی صلاحیت، حکمرانی اور ادارہ جاتی ثقافت کے شعبوں میں جو بنیاد رکھی جا رہی ہے، اس کا مقصد Mitchell's کو اس کے وژن کی جانب لے جانا ہے یعنی: پاکستان کی سب سے تیزی سے ترقی کرنے والی فوڈ کمپنی بننا، رینالہ خورد کے کھیتوں سے دنیا بھر کے گھروں تک۔

بورڈ کی جانب سے، میں اپنے شیئر ہولڈرز کا شکریہ ادا کرتا ہوں کہ انہوں نے اس نئے دور پر اعتماد کا اظہار کیا، اور اپنے تمام ملازمین، خواہ وہ پرانے ہوں یا نئے، کا بھی شکریہ ادا کرتا ہوں کہ انہوں نے اس کمپنی کی از سرِ نو تعمیر کے لیے بھرپور جذبے کے ساتھ احساس ذمہ داری کا مظاہرہ کیا ہے، جس پر ہم سب کو یقین ہے۔ مجھے امید ہے کہ آنے والے وقت میں آپ کو ہماری پیش رفت کے حوالے سے آگاہ کرنے کا سلسلہ جاری رہے گا۔

شکریہ کے ساتھ،
کاشف سجاد شیخ
چیئرمین

Independent Auditors' Review Report to The Members of Mitchell's Fruit Farms Limited

REVIEW REPORT ON THE STATEMENT OF COMPLIANCE CONTAINED IN LISTED COMPANIES (CODE OF CORPORATE GOVERNANCE) REGULATIONS, 2019

We have reviewed the enclosed Statement of Compliance with the Listed Companies (Code of Corporate Governance) Regulations, 2019 (the Regulations) prepared by the Board of Directors of Mitchell's Fruit Farms Limited ("the Company") for the year ended June 30, 2026 in accordance with the requirements of regulation 36 of the Regulations.

The responsibility for compliance with the Regulations is that of the Board of Directors of the Company. Our responsibility is to review whether the Statement of Compliance reflects the status of the Company's compliance with the provisions of the Regulations and report if it does not and to highlight any non-compliance with the requirements of the Regulations. A review is limited primarily to inquiries of the Company's personnel and review of various documents prepared by the Company to comply with the Regulations.

As a part of our audit of the financial statements we are required to obtain an understanding of the accounting and internal control systems sufficient to plan the audit and develop an effective audit approach. We are not required to consider whether the Board of Directors' statement on internal control covers all risks and controls or to form an opinion on the effectiveness of such internal controls, the Company's corporate governance procedures and risks.

The Regulations require the Company to place before the Audit Committee, and upon recommendation of the Audit Committee, place before the Board of Directors for their review and approval, its related party transactions. We are only required and have ensured compliance of this requirement to the extent of the approval of the related party transactions by the Board of Directors upon recommendation of the Audit Committee.

Based on our review, nothing has come to our attention which causes us to believe that the Statement of Compliance does not appropriately reflect the Company's compliance, in all material respects, with the requirements contained in the Regulations as applicable to the Company for the year ended June 30, 2026.

CROWE HUSSAIN CHAUDHURY & CO.
Chartered Accountants

Lahore
Dated: October 01,2026
UDIN: CR202610051S2LlFeHsT

Statement of Compliance

with Listed Companies (Code of Corporate Governance) Regulations, 2019

Name of Company: Mitchell's Fruit Farms Limited **Year Ended: 30th June, 2026**

The Company has complied with the requirements of the Regulations in the following manner:

1. The total number of Directors are 09 as per the following:
a) Male: 08
b) Female: 01

2. The composition of the Board is as follows:

CATEGORY	NAMES
Independent Directors	Mr. Babur Sultan Mr. Ahsan Rashid Ms. Fariyha Subhani
Executive Director	Mr. Usman Butt
Non-Executive Directors	Mr. Kashif Sajjad Sheikh Mr. Nadeem Bin Javaid Sheikh Mr. Asim Dilawar Sheikh Mr. Hassan Zubair Sheikh Mr. Syed Muhammad Mehdi Mohsin
Female Director	Ms. Fariyha Subhani

3. The Directors have confirmed that none of them is serving as a Director on more than seven listed companies, including this Company;

4. The Company has prepared a code of conduct and has ensured that appropriate steps have been taken to disseminate it throughout the Company along with its supporting policies and procedures;

5. The Board has developed a vision/mission statement, overall corporate strategy and significant policies of the Company. The Board has ensured that complete record of particulars of the significant policies along with their date of approval or updating is maintained by the Company;

6. All the powers of the Board have been duly exercised and decisions on relevant matters have been taken by the Board/shareholders as empowered by the relevant provisions of the Act and these Regulations;

7. The meetings of the Board were presided over by the Chairman and, in his absence, by a Director elected by the Board for this purpose. The Board has complied with the requirements of Act and the Regulations with respect to frequency, recording and circulating minutes of meeting of the Board.

8. The Board has a formal policy and transparent procedures for remuneration of Directors in accordance with the Act and these Regulations.

9. Out of nine Directors, four have successfully obtained the prescribed certification under the Directors' Training Program, while two Directors are exempted. The Company will facilitate the remaining Directors in obtaining the required training in the near future, in accordance with the applicable regulations *Explained in SOC 19

10. The Board has approved appointment of chief financial officer, Company secretary and head of internal audit, including their remuneration and terms and conditions of employment and complied with relevant requirements of the Regulations *Explained in SOC 19

11. Chief Financial Officer and Chief Executive Officer duly endorsed the financial statements before approval of the Board;

12. The Board has formed committees comprising of members given below:-

a) Audit Committee

1. Ahsan Rashid (Independent Director) - Chairman
2. Nadeem Bin Javaid Sheikh (Non-Executive Director) - Member
3. Asim Dilawar Sheikh (Non-Executive Director) - Member

b) HR and Remuneration Committee

1. Babur Sultan (Independent Director) - Chairman
2. Hassan Zubair Sheikh (Non-Executive Director) - Member
3. Mr. Usman Butt (Executive Director) - Member

c) Sustainability Committee

1. Fariyha Subhani (Independent Director)
2. Hassan Zubair Sheikh (Non-Executive Director) - Member
3. Usman Butt (Executive Director) - Chairman

13. The terms of reference of the aforesaid committees have been formed, documented and advised to the committee for compliance;

14. The frequency of meetings (quarterly/half yearly/ yearly) of the committee were as per following:

a. Audit Committee: 05

b. HR and Remuneration Committee: 02

c. Sustainability Committee: 01

15. The Board has set up an effective internal audit function that is considered suitably qualified and experienced for the purpose and are conversant with the policies and procedures of the Company; experienced for the purpose and are conversant with the policies and procedures of the Company;

16. The statutory auditors of the Company have confirmed that they have been given a satisfactory rating under the Quality Control Review program of the Institute of Chartered Accountants of Pakistan and registered with Audit Oversight Board of Pakistan, that they and all their partners are in compliance with International Federation of Accountants (IFAC) guidelines on code of ethics as adopted by the Institute of Chartered Accountants of Pakistan and that they and the partners of the firm involved in the audit are not a close relative (spouse, parent, dependent and non-dependent children) of the chief executive officer, chief financial officer, head of internal audit, Company secretary or Director of the Company;

17. The statutory auditors or the persons associated with them have not been appointed to provide other services except in accordance with the Act, these Regulations or any other regulatory requirement and the auditors have confirmed that they have observed IFAC guidelines in this regard; the auditors have confirmed that they have observed IFAC guidelines in this regard;

18. We confirm that all requirements of regulations 33 ,32 ,27 ,8 ,7 ,6 ,3 and 36 of the Regulations have been complied with. been complied with.

Signature

KASHIF SAJJAD SHEIKH
Chairman Mitchell's Fruit Farms Limited
26 FCC Gulberg IV, Lahor

Pattern of Shareholding

As at June 30, 2026 · Form 20 · Section 227(2)(f), Companies Act, 2017

1,858 Shareholders	25,652,778 Ordinary shares in issue	81.41% Held by sponsor & associated company

# of Shareholders	Shareholdings' Slab			Total Shares Held
838	1	to	100	24,072
490	101	to	500	138,468
175	501	to	1,000	141,266
255	1,001	to	5,000	565,711
42	5,001	to	10,000	318,572
15	10,001	to	15,000	195,167
5	15,001	to	20,000	87,306
5	20,001	to	25,000	113,141
7	25,001	to	30,000	186,105
2	30,001	to	35,000	63,806
2	35,001	to	40,000	75,244
2	40,001	to	45,000	84,711
4	45,001	to	50,000	200,000
2	60,001	to	65,000	129,248
1	70,001	to	75,000	72,315
1	95,001	to	100,000	100,000
1	100,001	to	105,000	104,516
1	120,001	to	125,000	125,000
1	160,001	to	165,000	162,275
1	170,001	to	175,000	172,700
1	175,001	to	180,000	176,000
1	205,001	to	210,000	209,309
1	235,001	to	240,000	235,770
1	250,001	to	255,000	252,664
1	490,001	to	495,000	492,592
1	515,001	to	520,000	517,715
1	4,495,001	to	4,500,000	4,497,622
1	16,210,001	to	16,215,000	16,211,483
1,858				25,652,778

Pattern of Shareholding Report

Categories of shareholders as at June 30, 2026

Categories of Shareholders	Shareholders	Shares Held	Percentage (%)
Directors, Chief Executive Officer and their spouse(s) and minor children			
Mr. Usman Zafar Butt (Chief Executive Officer)	–	–	–
Mr. Kashif Sajjad Sheikh	1	561	0.0022
Mr. Nadeem Bin Javed Sheikh	1	745	0.0029
Mr. Asim Dilawar Sheikh	1	561	0.0022
Mr. Hassan Zubair Sheikh	1	561	0.0022
Mr. Ahsan Rashid	1	500	0.0019
Mr. Babur Sultan	1	500	0.0019
Ms. Fariyha Subhani	1	500	0.0019
Syed Mohammad Mehdi Mohsin	1	4,670,322	18.2059
	8	**4,674,250**	**18.2212**
Associated Companies, undertakings and related parties			
CCL Holding (Private) Limited	2	16,214,295	63.2068
NIT & ICP	–	–	–
Executives	–	–	–
Public Sector Companies & Corporations	–	–	–
Banks, Development Financial Institutions, Non-Banking Financial Institutions	2	17,117	0.0667
Insurance Companies	–	–	–
Modarabas and Mutual Funds	–	–	–
Pension Funds	1	64,248	0.2505
Joint Stock Companies	15	299,247	1.1665
General Public			
a. Local	1,825	4,378,210	17.0672
b. Foreign	1	50	0.0002
Others (Trusts and Welfare Funds)	3	5,361	0.0209
Total	**1,858**	**25,652,778**	**100.0000**

Number of shareholders is stated on the basis of folios / CDC accounts, consistent with Form 20.

MITCHELL'S FRUIT FARMS LIMITED

Shareholding at a Glance

As at June 30, 2026

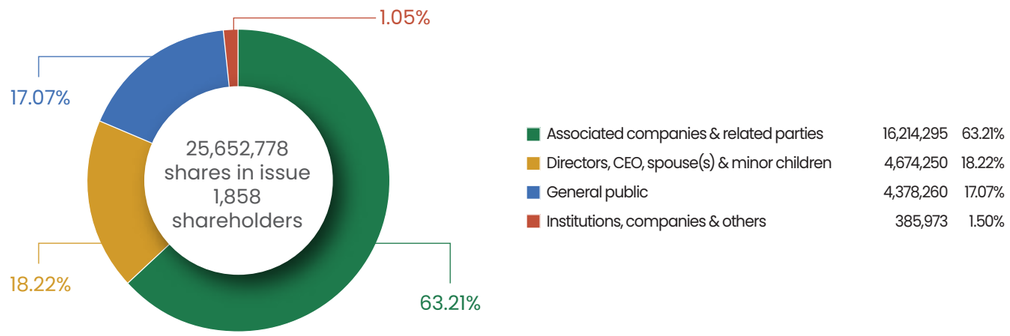

Institutions, companies & others — breakdown	Shares Held	Percentage
Joint stock companies	299,247	1.1665%
Pension funds	64,248	0.2505%
Banks, DFIs & NBFIs	17,117	0.0667%
Others (trusts & welfare funds)	5,361	0.0209%

Shareholders holding 5% or more voting interest

Name		Shares Held	Percentage
CCL Holding (Private) Limited		16,214,295	63.2068%
Syed Mohammad Mehdi Mohsin		4,670,322	18.2059%
	Total	**20,884,617**	**81.4127%**

Both shareholders also hold 10% or more of the voting interest.

Trading in shares by Directors, CEO, CFO, Company Secretary, Executives and their spouses and minor children

Name	Sale	Purchase (Right Shares)
Mr. Kashif Sajjad Sheikh	–	61
Mr. Nadeem Bin Javaid Sheikh	–	145
Mr. Asim Dilawar Sheikh	–	61
Mr. Hassan Zubair Sheikh	–	61

Statement of Free Float of Shares

Independent Reasonable Assurance Report on Statement of Free Float of Shares

INTRODUCTION
We have been engaged to perform a reasonable assurance engagement on the annexed Statement of Free Float of Shares (the 'Statement') of MITCHELL'S FRUIT FARMS LIMITED as of September 30, 2025, December 31, 2025, March 31, 2026 and June 30, 2026.

APPLICABLE CRITERIA
The criteria against which the Statement is assessed is Regulation No. 5.7.2 (b) (ii) of Pakistan Stock Exchange Limited Regulations (PSX Regulations) which requires every listed company to submit directly to Pakistan Stock Exchange (PSX) an annual Free-Float Certificate duly verified by the auditor along with the annual audited accounts as prescribed under regulation 5.6.9 (a) of the PSX Regulations.

MANAGEMENT'S RESPONSIBILITY FOR THE STATEMENT
Management is responsible for the preparation of the Statement as of September 30, 2025, December 31, 2025, March 31, 2026 and June 30, 2026 in accordance with the applicable criteria. This responsibility includes maintaining adequate records and internal controls as determined necessary to enable the preparation of the Statement, such that it is free from material misstatement, whether due to fraud or error.

OUR INDEPENDENCE AND QUALITY CONTROL
We have complied with the independence and other ethical requirements of the Code of Ethics for Chartered Accountants issued by the Institute of Chartered Accountants of Pakistan (ICAP), which is founded on fundamental principles of integrity, objectivity, professional competence and due care, confidentiality and professional behavior.

The firm applies International Standard on Quality Management 1 "Quality Management for firms that perform Audits or Reviews of Financial Information, or Other Assurance and Related Services Engagements" and accordingly maintains a comprehensive system of quality control including documented policies and procedures regarding compliance with ethical requirements, professional standards and applicable legal and regulatory requirements.

OUR RESPONSIBILITY AND SUMMARY OF THE WORK PERFORMED
Our responsibility is to carry out an independent reasonable assurance engagement and to express an opinion as to whether the Statement is prepared in accordance with the applicable criteria, based on the procedures we have performed and the evidence we have obtained. We conducted our reasonable assurance engagement in accordance with International Standard on Assurance Engagements 3000 (Revised), 'Assurance Engagements other than audits or reviews of historical financial statements' (ISAE 3000) (Revised) issued by the International Auditing and Assurance Standards Board. That standard requires that we plan and perform this engagement to obtain reasonable level of assurance about whether the Statement is free from material misstatement.

Independent Reasonable Assurance Report
A reasonable assurance engagement in accordance with ISAE 3000 (Revised) involves performing procedures to obtain evidence about the free float of shares and related information in the Statement. The nature, timing and extent of procedures selected depend on the practitioner's judgment, including the assessment of the risks of material misstatement, whether due to fraud or error, in the Statement. In making those risk assessments, we considered internal control relevant to MITCHELL'S FRUIT FARMS LIMITED preparation of the Statement. A reasonable assurance engagement also includes assessing the applicable criteria used and significant estimates made by management, as well as, evaluating the overall presentation of the Statement.

We have carried out the procedures considered necessary for the purpose of providing reasonable assurance on the Statement. Our assurance procedures performed included verification of information in the Statement with the underlying data and record comprising of Central Depository Company statements, forms submitted by the Company with Securities and Exchange Commission of Pakistan relating to its pattern of shareholding and other related information. Verification that the computation of free float of shares is in accordance with the PSX regulation also forms part of our assurance procedures.

We believe that the evidence we have obtained is sufficient and appropriate to provide a basis for our opinion.

OPINION
In our opinion, the Statement as of September 30, 2025, December 31, 2025, March 31, 2026 and June 30, 2026 is prepared, in all material respects, in accordance with the PSX Regulations.

RESTRICTION ON USE AND DISTRIBUTION
This report is issued in relation to the requirements as stipulated under Regulation No. 5.7.2 (b) (ii) of the PSX Regulations and is not to be used or distributed for any other purpose. This report is restricted to the facts stated herein and the attachments.

Lahore
Dated: September 18,2026

CROWE HUSSAIN CHAUDHURY & CO.
Chartered Accountants

Mitchell's Fruit Farms Limited
Statement of Free Float of Shares

Category	Quarter-1 Sept. 2025	Quarter-2 Dec. 2025	Quarter-3 Mar. 2025	Quarter-4 Jun. 2025
Total Outstanding Shares	22,875,000	22,875,000	22,875,000	25,652,778
Less: Government Holding	-	-	-	-
Shares held by Directors / Sponsors / Senior Management Officers, and their associates.	(4,970,724)	(176,300)	(176,300)	(176,628)
Shares in Physical form	(6,054,346)	(6,054,346)	(6,054,346)	(6,048,911)
Shares held by associated Companies / Group Companies (Cross holdings)	-	(13,444,246)	(13,444,246)	(16,214,295)
Shares issued under Employees Stock Option Scheme that cannot be sold in the open market in the normal course	-	-	-	-
Treasury Shares	-	-	-	-
Any other category that are barred from selling at the review date	-	-	-	-
Free Float	11,849,930	3,200,108	3,200,108	3,212,944

Company Secretary

Chief Executive

Our Brands

For over 90 years, Mitchell's has built its name on real ingredients, honest recipes, and a deep connection to the farms of Renala Khurd. Today that heritage lives across six ranges and more than 50 products, from the breakfast table to the family pantry, each one carrying the same promise of quality that has defined Mitchell's since 1933.

Spreads

Mitchell's Spreads range includes real-fruit jams, jellies, and marmalades made from fruit sourced and hand-selected from Mitchell's own growing partners. From breakfast staples like Mixed Fruit Jam and Golden Apple Jam to the citrus notes of Golden Mist Marmalade, and Diet variants for health-conscious households, this range remains the heart of the Mitchell's breakfast table across three generations.

Savory Condiments

This range covers the sauces, pickles, and everyday condiments that accompany Pakistani meals and street food alike, led by Tomato Ketchup, Chilli Garlic Sauce, and Imlee Sauce, alongside a wide pickle portfolio including Mango Pickle and Mixed Hyderabadi Pickle. Built for bold, authentic flavour, this is Mitchell's most extensive and best-known category by product count.

Convenience

Ready-to-eat and ready-to-use products designed for modern kitchens without compromising on traditional taste, including Sarson Ka Saag, Lahori Chanay, and Kari Pakora, alongside preserved vegetables like Garden Peas and Sweet Corn. This range reflects Mitchell's response to changing consumer lifestyles, bringing authentic home-style dishes to the table with minimal preparation time.



Beverages

A well-loved range of fruit squashes, including Mango Squash, Orange Squash, Lemon Squash, and Lemon Barley Squash, made for refreshment across Pakistani households, particularly during the summer season.

Cooking Aids

Everyday kitchen essentials that simplify meal preparation, including Ginger Garlic Paste, Garlic Paste, Tomato Puree, and Synthetic Vinegar. This range supports the home cook with consistent, ready-to-use ingredients for daily cooking.

Treats & Confectionery

Mitchell's confectionery range is home to some of Pakistan's most recognisable candy brands, including Jubilee, Kick, Butterscotch, Happy Hearts, and Milk Chocolate Eclairs and Milk Toffees. Each of these has built its own identity and following over the years, making this range as much about nostalgia as it is about taste.

Global Footprint

At Mitchell's, we have built a strong and steadily expanding international presence, with our products available in over 20 countries across North America, Europe, the Middle East and South-West Asia. Our growth across markets such as the United Kingdom, United States, Canada and parts of Europe reflects our commitment to delivering consistent quality while meeting the expectations of diverse consumers worldwide. We focus on maintaining high standards across every stage of our operations, supported by internationally aligned processes and efficient supply chains that ensure reliability across all regions.

As we continue to grow, our global footprint is defined not just by where we are present, but by how consistently we deliver on our promise of quality, trust and relevance in every market we serve. Every product is crafted using high-quality ingredients and produced under internationally recognized food safety and quality standards. With advanced processing, premium glass and can packaging, and vacuum-sealed systems, Mitchell's ensures consistent taste, freshness and safety across global markets.

Markets We Serve

Mitchell's products are available across:

North America: USA, Canada
Europe: UK, France, Germany, Netherlands, Ireland, Italy, Spain, Belgium, Greece
Middle East: UAE, Kingdom of Saudi Arabia, Lebanon
APAC: Australia, New Zealand, South Africa

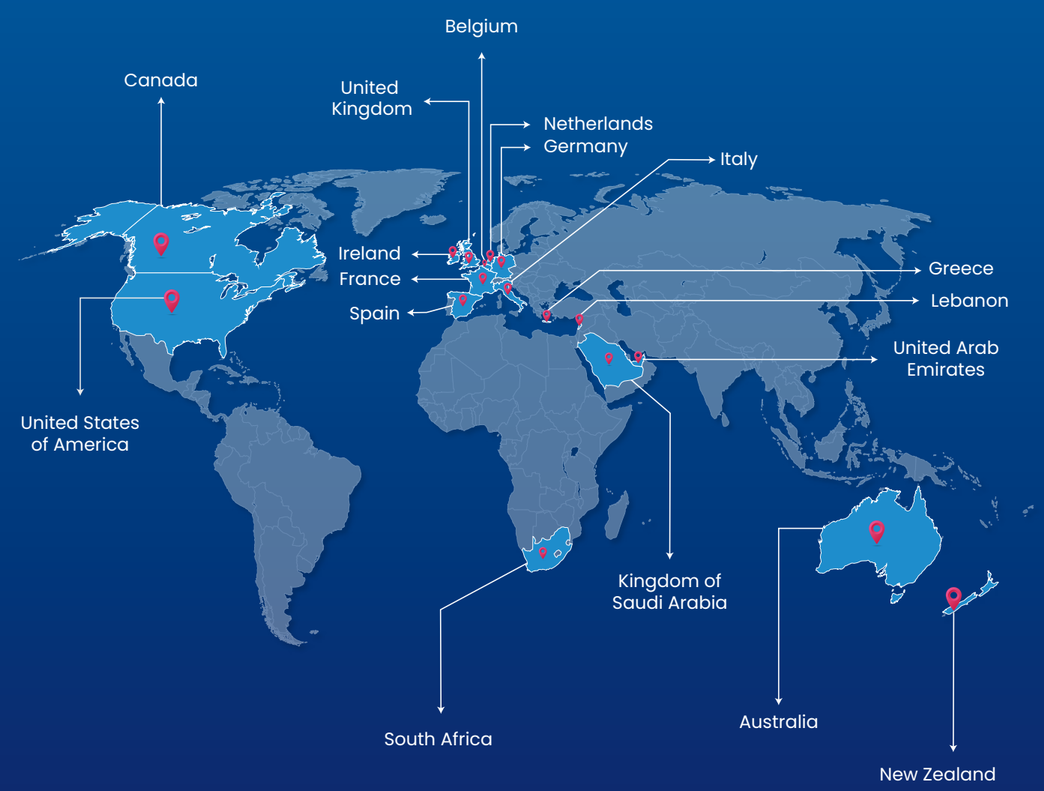

Statement of Value Added and its Distribution

	2026		2025	
	(Rupees in Thousand)			
WEALTH GENERATED				
Sales - net	2,967,529		2,662,735	
Other Income	278,612		13,559	
	3,246,141	**100**	**2,676,294**	**100**
VALUE ALLOCATED AS FOLLOWS:				
Raw material consumables and services	2,308,691	71.12%	1,966,808	60.59%
Employee Remuneration, Benefit and Facilities	630,312	19.42%	492,287	15.17%
Government exchequer and duties	30,622	0.94%	45,215	1.39%
Operating & other expenses	208,753	6.43%	84,955	2.62%
Finance Cost	64,420	1.98%	85,354	2.63%
Dividend to Shareholders	-	0.00%	-	0.00%
Charity & Donation	-	0.00%	-	0.00%
Growth / (Utilized from Reserves)	3,342	0.10%	1,674	0.05%
	3,246,141		**2,676,294**	

Horizontal Analysis of Financial Statements

(Rupees in '000)

	2026	2025	2024	2023	2022	2021	2020
	Rs.	Rs.	Rs.	Rs.	Rs.	Rs.	Rs.
Balance Sheet							
Non-current Assets	671,814	570,784	606,678	656,320	697,771	694,663	614,348
Current Assets	1,841,080	1,427,545	1,104,969	964,214	944,132	1,013,994	766,271
Total Assets	2,512,894	1,998,328	1,711,647	1,620,534	1,641,903	1,708,657	1,380,619
Equity	1,103,173	580,825	592,659	143,746	202,936	836,418	74,310
Non-current Liabilities	185,397	191,121	151,865	141,008	135,742	126,384	134,230
Current Liabilities	1,224,324	1,226,383	967,123	1,335,780	1,303,225	745,855	1,172,079
Total equity and Liabilities	2,512,894	1,998,328	1,711,647	1,620,534	1,641,903	1,708,657	1,380,619
Profit and Loss Account							
Net Sales	2,967,529	2,662,735	2,642,164	2,724,931	2,489,291	2,210,620	2,112,493
Cost of Sales	(2,140,461)	(1,892,548)	(1,852,997)	(2,076,815)	(2,295,471)	(1,721,280)	(1,670,070)
Gross Profit	827,068	770,187	789,167	648,116	193,820	489,340	442,423
Administrative expenses	(277,792)	(203,474)	(174,944)	(187,798)	(546,250)	(137,043)	(150,669)
Selling and Distribution expenses	(562,771)	(386,422)	(343,695)	(444,879)	(227,878)	(311,214)	(253,637)
	(13,495)	180,291	270,528	15,439	(580,308)	41,082	38,117
Other operating expenses	(166,732)	(61,607)	(53,834)	(63,954)	(16,885)	(8,767)	(3,263)
Other operating income	278,612	13,559	371,674	107,685	47,995	35,111	12,162
	98,385	132,243	588,369	59,172	(549,196)	67,427	47,017
Financial expenses	(64,420)	(85,354)	(96,187)	(85,083)	(36,981)	(25,631)	(74,272)
(Loss)/Profit before tax	33,965	46,889	492,183	(25,911)	(586,177)	41,796	(27,256)
Taxation	(30,622)	(45,215)	(35,939)	(33,285)	(35,799)	(31,329)	(28,189)
(Loss)/Profit for the year	3,343	1,673	456,244	(59,196)	(621,976)	10,467	(55,445)
Summary of Cash Flows							
Net cash flows from operating activities	(260,854)	(215,621)	(110,633)	(28,102)	(181,985)	(235,165)	84,352
Net cash flows from investing activities	173,402	(16,028)	349,033	(9,150)	(60,684)	(106,378)	(23,031)
Net cash flows from financing activities	348,090	196,313	(201,417)	36,942	251,667	745,000	50,000
Net change in cash and cash equivalents	260,638	(35,336)	36,983	(309)	8,997	403,457	111,321

Vertical Analysis of Financial Statements

(Rupees in '000)

	2026		2025		2024		2023		2022		2021		2020	
Balance Sheet	Rs	%	Rs	%	Rs	%	Rs	%	Rs	%	Rs	%	Rs	%
Non-current Assets	671,814	26.73	570,784	28.56	606,678	35.44	656,320	40.5	697,771	42.4	694,663	40.66	614,348	44.50
Current Assets	1,841,080	73.27	1,427,545	71.44	1,104,969	64.56	964,214	59.5	946,244	57.6	1,013,994	59.34	766,271	55.50
Total Assets	2,512,894	100	1,998,328	100	1,711,647	100	1,620,534	100	1,644,015	100	1,708,657	100	1,380,619	100
Equity	1,103,173	44	580,825	29	592,659	35	143,746	8.87	202,936	12.34	836,418	48.95	74,310	5.38
Non-current Liabilities	185,397	7.38	191,121	10	151,865	8.87	141,008	8.70	135,742	8.26	126,384	7.40	134,230	9.72
Current Liabilities	1,224,324	48.72	1,226,383	61	967,123	56.50	1,335,780	82.43	1,305,337	79.40	745,855	43.65	1,172,079	84.90
Total equity and Liabilities	2,512,894	100	1,998,328	100	1,711,647	100	1,620,534	100	1,644,015	100	1,708,657	100	1,380,619	100
Profit and Loss Account														
Net Sales	2,967,529	100.00	2,662,735	100.00	2,642,164	100.00	2,724,931	100.00	2,489,291	100.00	2,210,620	100.00	2,112,493	100.00
Cost of Sales	(2,140,461)	(72.13)	(1,892,548)	(71)	(1,852,997)	(70)	(2,076,815)	(76.22)	(2,295,471)	(92.21)	(1,721,280)	(77.86)	(1,670,070)	(79.06)
Gross Profit	827,068	27.87	770,187	28.92	789,167	29.87	648,116	23.78	193,820	7.79	489,340	22.14	442,423	20.94
Selling & Distribution expenses	(562,771)	(18.96)	(386,422)	(14.51)	(343,695)	(13.01)	(444,879)	(16.33)	(546,250)	(21.94)	(311,214)	(14.08)	(253,637)	(12.01)
Administrative expenses	(277,792)	(9.36)	(203,474)	(7.64)	(174,944)	(6.62)	(187,798)	(6.89)	(227,878)	(9.15)	(137,043)	(6.20)	(150,669)	(7.13)
	(13,495)	(0.45)	180,291	6.77	270,528	10.24	15,439	0.57	(580,308)	(23.31)	41,082	1.86	38,117	1.80
Other operating expense	(166,732)	(5.62)	(61,607)	(2.31)	(53,834)	(2.04)	(63,954)	(2.35)	(16,885)	(0.68)	(8,767)	(0.40)	(3,263)	(0.15)
Other operating income	278,612	9.39	13,559	0.51	371,674	14.07	107,685	3.95	47,995	1.93	35,111	1.59	12,162	0.58
	98,385	3.32	132,243	4.97	588,368	22.27	59,171	2.17	(549,197)	(22.06)	67,426	3.05	47,016	2.23
Financial expenses	(64,420)	(2.17)	(85,354)	(3.21)	(96,187)	(3.64)	(85,083)	(3.12)	(36,981)	(1.49)	(25,631)	(1.16)	(74,272)	(3.52)
(Loss)/Profit before tax	33,965	1.14	46,889	1.76	492,181	18.63	(25,912)	(0.95)	(586,178)	(23.55)	41,795	1.89	(27,256)	(1.29)
Taxation	(30,622)	(1.03)	(45,215)	(1.70)	(35,939)	(1.36)	(33,285)	(1.22)	(35,799)	(1.44)	(31,329)	(1.42)	(28,189)	(1.33)
(Loss)/Profit for the year	3,343	0.11	1,674	0.06	456,242	17.27	(59,197)	(2)	(621,977)	(25)	10,466	0.5	(55,445)	(3)

Stakeholder Information Financial Ratios

	2026	2025	2024	2023	2022	2021	2020
Rate of return							
Return on assets (%)	0.13%	0.08%	26.66%	-3.65%	-37.88%	0.61%	-4.02%
Return on equity (%)	0.30%	0.29%	76.98%	-41.18%	-306.49%	1.25%	-74.61%
Return on capital employed (%)	7.64%	17.13%	79.03%	20.78%	-162.16%	7.00%	22.55%
Interest cover ratio	1.53	1.55	6.12	0.70	(14.85)	2.63	0.63
Gross profit Margin (%)	27.9%	28.9%	29.9%	23.8%	7.8%	22.1%	20.9%
Net profit to sales (%)	0.11%	0.06%	17.27%	-2.17%	-24.99%	0.47%	-2.62%
Liquidity							
Current ratio	1.50	1.16	1.14	0.72	0.72	1.36	0.65
Quick Ratio	0.82	0.59	0.63	0.33	0.36	0.77	0.37
Financial Gearing							
Debt-Equity Ratio	49%	106%	189%	1027%	709%	25%	91%
Debt to Assets	0.22	0.31	0.24	91.13	87.64	51.05	94.62
Capital Efficiency							
Debtor turnover Days	51	59	37	27	39	54	24
Inventory turnover Days	147	134	98	76	67	86	73
Creditor turnover Days	78	71	61	125	90	90	87
Operating Cycle	120	122	74	(22)	15	50	10
Fixed assets turnover ratio	4.4	4.7	4.4	4.2	3.6	3.2	3.4
Total assets turnover Ratio	1.2	1.3	1.5	1.7	1.5	1.3	1.5

Financial Position & Performance

Independent Auditor's Report

TO THE MEMBERS OF MITCHELL'S FRUIT FARMS LIMITED

Report on the Audit of the Financial Statements

Opinion

We have audited the annexed financial statements of MITCHELL'S FRUIT FARMS LIMITED (the Company), which comprise the statement of financial position as at June 30, 2026, and the statement of profit or loss, the statement of comprehensive income, the statement of changes in equity, the statement of cash flows for the year then ended, and notes to the financial statements, including material accounting policy information and other explanatory information, and we state that we have obtained all the information and explanations which, to the best of our knowledge and belief, were necessary for the purposes of the audit.

In our opinion and to the best of our information and according to the explanations given to us, the statement of financial position, the statement of profit or loss, the statement of comprehensive income, the statement of changes in equity and the statement of cash flows together with the notes forming part thereof conform with the accounting and reporting standards as applicable in Pakistan and give the information required by the Companies Act, 2017 (XIX of 2017), in the manner so required and respectively give a true and fair view of the state of the Company's affairs as at June 30, 2026 and of the profit, the comprehensive income, the changes in equity and its cash flows for the year then ended.

Basis for Opinion

We conducted our audit in accordance with International Standards on Auditing (ISAs) as applicable in Pakistan. Our responsibilities under those standards are further described in the Auditor's Responsibilities for the Audit of the Financial Statements section of our report. We are independent of the Company in accordance with the International Ethics Standards Board for Accountants' Code of Ethics for Professional Accountants as adopted by the Institute of Chartered Accountants of Pakistan (the code) and we have fulfilled our other ethical responsibilities in accordance with the Code. We believe that the audit evidence we have obtained is sufficient and appropriate to provide a basis for our opinion.

Key Audit Matters

Key audit matters are those matters that, in our professional judgment, were of most significance in our audit of the financial statements of the current period. These matters were addressed in the context of our audit of the financial statements as a whole, and in forming our opinion thereon, and we do not provide a separate opinion on these matters.

Following are the key audit matters:

Key Audit Matters	How the matter was addressed in our audit
1. Trade receivables and Revenue Refer to notes 3.16, 3.17 and 24 to the financial statements. The Company is principally engaged in the manufacture and sale of confectionery and grocery products. For the year ended June 30, 2026, the Company recognised net revenue of	Our key audit procedures included: • Assessed the appropriateness of the Company's revenue recognition policies, including the estimation of variable consideration, against the requirements of IFRS 15 'Revenue from Contracts with Customers';

Key Audit Matters	How the matter was addressed in our audit
Rs. 2,967.53 million (2025: Rs. 2,662.74 million), after deducting sales returns, trade discounts and incentives of Rs. 490.39 million. As at the reporting date, a refund liability of Rs. 51.36 million has been recognised in respect of expected returns and discounts. We considered revenue recognition as a key audit matter due to revenue being one of the key performance indicators of the Company. In addition, revenue was also considered as an area of significant audit risk as part of the audit process. Refer to notes 3.8.1.5 and 11 to the financial statements. As at June 30, 2026, the Company's gross trade debts amounted to Rs. 418.38 million (2025: Rs. 436.74 million), against which an allowance for expected credit losses (ECL) of Rs. 25.12 million (2025: Rs. 5.52 million) has been recognised. We identified the recoverability of trade debts as a key audit matter because of the significance of the balance, the increase in the ECL allowance during the year and the significant management judgement involved in estimating expected credit losses.	• Obtained an understanding of the types of contracts with the Company's customers and compared a sample of revenue transactions recorded during the year with sales orders, sales invoices, delivery challans, and other relevant underlying documents to assess whether the revenue was recorded in accordance with the Company's accounting policy and applicable financial reporting framework; • Tested, on a sample basis, sales returns, trade discounts and incentives recorded during the year against approved customer agreements; • Assessed the reasonableness of the refund liability by comparing management's estimates with historical returns; • Performed cut-off procedures on sales to ensure revenue was recorded in the correct period; • Tested journal entries posted to revenue accounts, with a focus on unusual and manual entries, to address the risk of management override of controls; • Checked receipts from customers to whom sales were made on a sample basis; • Obtained direct confirmations from a sample of customers, reconciled them with the Company's records, and assessed subsequent collections made after the reporting date; • Evaluated the ageing profile of receivables, tested the accuracy of underlying data used in the ECL model, and assessed the reasonableness of key assumptions and management judgments applied in estimating expected credit losses, including historical default rates and forward-looking information; and • Considered the adequacy of the related disclosures and assessed whether these were in accordance with the applicable financial reporting framework.

Key Audit Matters	How the matter was addressed in our audit
Refer to notes 3.6 and 10 to the financial statements. As at the reporting date, the Company's stock in trade amounted to Rs. 770.36 million (2025: Rs. 645.17 million), net of a provision for slow-moving and obsolete stock of Rs. 31.05 million (2025: Rs. 3.92 million). During the year, a provision of Rs. 65.70 million was charged and stock of Rs. 38.58 million was written off against the provision. Stock in trade is valued at the lower of cost and net realisable value (NRV). Determining the cost of work-in-process and finished goods requires management to allocate direct costs and production overheads, which depends on judgements about the basis of allocating overheads to products. Management also exercises significant judgement to identify slow-moving, obsolete, near-expiry or damaged items and to estimate their NRV, using assumptions about expected selling prices, costs to complete and sell, shelf life and future demand. We considered this a key audit matter because of the significance of stock in trade to the financial statements, the judgement involved in determining cost and NRV, and the significant increase in the provision and write-offs during the year.	Our key audit procedures included: • Obtained an understanding of management's processes and controls for recording, costing and valuing stock in trade, and for identifying slow-moving and obsolete items, and tested the design and implementation of relevant key controls; • Attended the physical stock counts at the year end, observed management's count procedures, performed independent test counts, looked for damaged, expired or obsolete items and traced the results of our test counts to the final stock sheets; • Checked the purchase cost of a sample of raw and packing materials against supplier invoices and other supporting documents; • Evaluated the methodology used to cost work-in-process and finished goods and, for a sample of items, checked the allocation of material, labour and production overheads to supporting records, and assessed the reasonableness of the basis used to absorb production overheads having regard to actual production levels; • Tested NRV for a sample of finished goods by comparing their carrying amount with selling prices achieved after the year end, less estimated costs to sell; • Obtained management's ageing and movement analysis of stock, tested its accuracy and assessed the basis and adequacy of the provision for slow-moving and obsolete stock, including shelf life and expiry dates, historical write-offs and subsequent usage or sales; • Inquired into the reasons for the significant provision charge and write-offs during the year and corroborated management's explanations with supporting evidence, and assessed the presentation of the provision charge in the statement of profit or loss; and • Assessed whether the disclosures in the financial statements are adequate and comply with the applicable financial reporting framework.

Information Other than the Financial Statements and Auditor's Report Thereon
Management is responsible for the other information. The other information comprises the information included in the Annual Report, but does not include the financial statements and our auditor's report thereon.

Our opinion on the financial statements does not cover the other information and we do not express any form of assurance conclusion thereon. In connection with our audit of the financial statements, our responsibility is to read the other information and, in doing so, consider whether the other information is materially inconsistent with the financial statements or our knowledge obtained in the audit or otherwise appears to be materially misstated.

If, based on the work we have performed, we conclude that there is a material misstatement of this other information, we are required to report that fact. We have nothing to report in this regard.

Responsibilities of Management and Board of Directors for the Financial Statements
Management is responsible for the preparation and fair presentation of the financial statements in accordance with the accounting and reporting standards as applicable in Pakistan and the requirements of the Companies Act, 2017 (XIX of 2017) and for such internal control as management determines is necessary to enable the preparation of financial statements that are free from material misstatement, whether due to fraud or error.

In preparing the financial statements, management is responsible for assessing the Company's ability to continue as a going concern, disclosing, as applicable, matters related to going concern and using the going concern basis of accounting unless management either intends to liquidate the Company or to cease operations, or has no realistic alternative but to do so.

Board of directors are responsible for overseeing the Company's financial reporting process.

Auditor's Responsibilities for the Audit of the Financial Statements
Our objectives are to obtain reasonable assurance about whether the financial statements as a whole are free from material misstatement, whether due to fraud or error, and to issue an auditor's report that includes our opinion. Reasonable assurance is a high level of assurance, but is not a guarantee that an audit conducted in accordance with ISAs as applicable in Pakistan will always detect a material misstatement when it exists. Misstatements can arise from fraud or error and are considered material if, individually or in the aggregate, they could reasonably be expected to influence the economic decisions of users taken on the basis of these financial statements.

As part of an audit in accordance with ISAs as applicable in Pakistan, we exercise professional judgment and maintain professional skepticism throughout the audit. We also:

- Identify and assess the risks of material misstatement of the financial statements, whether due to fraud or error, design and perform audit procedures responsive to those risks, and obtain audit evidence that is sufficient and appropriate to provide a basis for our opinion. The risk of not detecting a material misstatement resulting from fraud is higher than for one resulting from error, as fraud may involve collusion, forgery, intentional omissions, misrepresentations, or the override of internal control.

- Obtain an understanding of internal control relevant to the audit in order to design audit procedures that are appropriate in the circumstances, but not for the purpose of expressing an opinion on the effectiveness of the Company's internal control.

- Evaluate the appropriateness of accounting policies used and the reasonableness of accounting estimates and related disclosures made by management.

- Conclude on the appropriateness of management's use of the going concern basis of accounting and, based on the audit evidence obtained, whether a material uncertainty exists related to events or conditions that may cast significant doubt on the Company's ability to continue as a going concern. If we conclude that a material uncertainty exists, we are required to draw attention in our auditor's report to the related disclosures in the financial statements or, if such disclosures are inadequate, to modify our opinion. Our conclusions are based on the audit evidence obtained up to the date of our auditor's report. However, future events or conditions may cause the Company to cease to continue as a going concern.

- Evaluate the overall presentation, structure and content of the financial statements, including the disclosures, and whether the financial statements represent the underlying transactions and events in a manner that achieves fair presentation.

We communicate with the board of directors regarding, among other matters, the planned scope and timing of the audit and significant audit findings, including any significant deficiencies in internal control that we identify during our audit.

We also provide the board of directors with a statement that we have complied with relevant ethical requirements regarding independence, and to communicate with them all relationships and other matters that may reasonably be thought to bear on our independence, and where applicable, related safeguards.

From the matters communicated with the board of directors, we determine those matters that were of most significance in the audit of the financial statements of the current period and are therefore the key audit matters. We describe these matters in our auditor's report unless law or regulation precludes public disclosure about the matter or when, in extremely rare circumstances, we determine that a matter should not be communicated in our report because the adverse consequences of doing so would reasonably be expected to outweigh the public interest benefits of such communication.

Report on Other Legal and Regulatory Requirements
Based on our audit, we further report that in our opinion:

a) proper books of account have been kept by the Company as required by the Companies Act, 2017 (XIX of 2017);

b) the statement of financial position, the statement of profit or loss, the statement of comprehensive income, the statement of changes in equity and the statement of cash flows together with the notes thereon have been drawn up in conformity with the Companies Act, 2017 (XIX of 2017) and are in agreement with the books of account and returns;

c) investments made, expenditure incurred and guarantees extended during the year were for the purpose of the Company's business; and

d) no Zakat was deductible at source under the Zakat and Ushr Ordinance, 1980 (XVIII of 1980).

The engagement partner on the audit resulting in this independent auditor's report is Amin Ali.

CROWE HUSSAIN CHAUDHURY & CO.
Chartered Accountants

Lahore
Dated: October 01,2026
UDIN: AR202610051cNqh4OY0J

Mitchell's Fruit Farms Limited

STATEMENT OF FINANCIAL POSITION AS AT JUNE 30, 2026

	Note	2026	2025
		(Rupees)	
ASSETS			
Non Current Assets			
Property, plant and equipment	5	634,914,514	546,180,189
Intangible assets	6	15,535,973	19,420,136
Biological assets	7	6,125,000	3,958,749
Long term deposits	8	15,238,780	1,224,780
		671,814,267	570,783,854
Current Assets			
Stores and spares	9	70,878,247	54,089,603
Stock in trade	10	770,359,661	645,168,298
Trade debts	11	393,258,151	431,217,320
Advances, deposits, prepayments and other receivables	12	125,513,345	134,039,592
Income tax recoverable - net	13	197,473,739	140,071,059
Cash and bank balances	14	283,597,024	22,958,719
		1,841,080,167	1,427,544,591
Total Assets		2,512,894,434	1,998,328,445
EQUITY AND LIABILITIES			
Share Capital and Reserves			
Authorized share capital 40,000,000 (2025: 40,000,000) ordinary shares of Rs. 10 each		400,000,000	400,000,000
Issued, subscribed and paid up capital	15	256,527,780	228,750,000
Reserves	16	846,645,142	352,074,620
		1,103,172,922	580,824,620
Non Current Liabilities			
Deferred liabilities	17	111,689,984	191,120,877
Diminishing musharaka finance	18	73,707,231	-
Deferred taxation	19	-	-
		185,397,215	191,120,877
Current Liabilities			
Trade and other payables	20	721,311,579	594,573,961
Finances under markup arrangements	21	429,324,552	408,898,395
Current portion of diminishing musharaka	18	19,548,545	-
Loan from related parties - unsecured	22	40,000,000	204,000,000
Accrued finance cost		12,226,867	16,997,838
Unclaimed dividend		1,912,754	1,912,754
		1,224,324,297	1,226,382,948
Contingencies and Commitments	23	-	-
Total Equity and Liabilities		2,512,894,434	1,998,328,445

The annexed notes 1 to 45 form an integral part of these financial statements.

Chief Financial Officer | Chief Executive Officer | Chairman / Director

Mitchell's Fruit Farms Limited

STATEMENT OF PROFIT OR LOSS FOR THE YEAR ENDED JUNE 30, 2026

	Note	2026	2025
		(Rupees)	
Revenue	24	2,967,528,670	2,662,735,451
Cost of sales	25	(2,140,460,614)	(1,892,548,292)
Gross Profit		827,068,056	770,187,159
Administrative expenses	26	(277,791,889)	(203,473,841)
Selling and distribution expenses	27	(562,771,081)	(386,421,883)
		(840,562,970)	(589,895,724)
Operating (Loss) / Profit		(13,494,914)	180,291,435
Other operating expenses	28	(166,732,232)	(61,606,669)
Finance cost	29	(64,420,100)	(85,354,483)
Other income	30	278,611,898	13,558,560
Profit before Minimum Tax Differential and Taxation		33,964,652	46,888,843
Minimum Tax Differential	31	(38,385,495)	(25,803,952)
(Loss) / Profit before Taxation		(4,420,843)	21,084,891
Taxation	32	7,763,041	(19,411,357)
Net Profit for the Year		3,342,198	1,673,534
Earnings per Share - Basic and Diluted	33	0.14	0.07

The annexed notes from 1 to 45 form an integral part of these financial statements.

Chief Financial Officer | Chief Executive Officer | Chairman / Director

Mitchell's Fruit Farms Limited

STATEMENT OF COMPREHENSIVE INCOME FOR THE YEAR ENDED JUNE 30, 2026

	Note	2026	2025
		(Rupees)	
Net Profit for the Year		3,342,198	1,673,534
Other Comprehensive Income			
Items that will not be re-classified subsequently to profit or loss			
Remeasurement gain on defined benefit plan - net of deferred tax		18,323,762	(13,508,320)
Remeasurement gain on accumulated compensated leaves - net of deferred tax		682,302	-
Items that may be re-classified subsequently to profit or loss		-	-
Other comprehensive income / (loss) for the year		19,006,064	(13,508,320)
Total Comprehensive Income / (Loss) for the Year		22,348,262	(11,834,786)

The annexed notes from 1 to 45 form an integral part of these financial statements.

Chief Financial Officer | Chief Executive Officer | Chairman / Director

Mitchell's Fruit Farms Limited

STATEMENT OF CHANGES IN EQUITY FOR THE YEAR ENDED JUNE 30, 2026

Particulars	Issued, subscribed and paid up capital	Reserves				Total
		Capital Reserve	Revenue Reserves			
		Share Premium	General Reserves	Accumulated Loss	"Total Reserves"	
	(Rupees)					
Balance as at June 30, 2024	228,750,000	609,335,878	300,000	(245,726,472)	363,909,406	592,659,406
Net profit for the year	-	-	-	1,673,534	1,673,534	1,673,534
Other comprehensive loss for the year	-	-	-	(13,508,320)	(13,508,320)	(13,508,320)
Total comprehensive loss for the year	-	-	-	(11,834,786)	(11,834,786)	(11,834,786)
Balance as at June 30, 2025	228,750,000	609,335,878	300,000	(257,561,258)	352,074,620	580,824,620
Net profit for the year	-	-	-	3,342,198	3,342,198	3,342,198
Other comprehensive income for the year	-	-	-	19,006,064	19,006,064	19,006,064
Total comprehensive income for the year	-	-	-	22,348,262	22,348,262	22,348,262
Transactions with owners of the equity						
Issuance of 2,777,778 ordinary shares through right issue @ 180 per share	27,777,780	472,222,260	-	-	472,222,260	500,000,040
Balance as at June 30, 2026	256,527,780	1,081,558,138	300,000	(235,212,996)	846,645,142	1,103,172,922

The annexed notes from 1 to 45 form an integral part of these financial statements.

Chief Financial Officer | Chief Executive Officer | Chairman / Director

Mitchell's Fruit Farms Limited

STATEMENT OF CASH FLOWS FOR THE YEAR ENDED JUNE 30, 2026

	Note	2026	2025
		(Rupees)	
CASH FLOWS FROM OPERATING ACTIVITIES			
Profit before minimum tax differential and taxation		33,964,652	46,888,843
Adjustments for:			
- Depreciation of property, plant and equipment	5.1	51,911,941	48,323,743
- Amortization of intangible assets	6.1	3,884,163	4,855,034
- Provision for gratuity	17.3	26,868,674	53,723,645
- Reversal of provision for leave absences	17.11	(2,152,539)	6,413,990
- Reversal of provision for other employment benefits	30	(2,849,240)	-
- Amortization of deferred income	30	(2,614,769)	(290,530)
- (Gain) / loss on disposal of property, plant and equipment	30	(230,319,753)	124,019
- Finance cost	29	60,147,271	85,354,483
- Allowance for expected credit losses	11.1	19,602,923	5,519,887
- Provision for slow moving and obsolete stock	10.2	65,700,781	1,460,891
- Balances written off	28	-	50,522,333
- Provision for sales tax refundable	12.4.1	50,502,284	-
- Provision for refund liabilities		12,354,255	39,002,954
- Gain on revaluation of biological assets	30	(2,166,251)	(1,380,297)
- Exchange loss / (gain) - net	28	2,828,417	(1,558,556)
- Provision for Workers' Welfare Fund	28	693,156	1,120,616
- Provision for Workers' (Profit) Participation Fund	28	-	2,470,058
- Provision for duty and tax remission for exports	28	24,886,890	-
- Provision for doubtful advances	28	1,019,632	-
- Reversal of provision against advances	30	(6,694,165)	-
- Liabilities written back		(11,253,445)	-
- Finance cost on diminishing musharaka	29	4,272,829	-
		66,623,054	295,662,270
Operating profit before working capital changes		100,587,706	342,551,113
(Increase) / decrease in current assets			
- Stores and spares		(16,788,644)	5,015,269
- Stock in trade		(190,892,144)	(149,471,041)
- Trade debts		15,527,829	(167,738,391)
- Advances, deposits, prepayments and other receivable		(36,301,504)	(22,156,993)
Decrease / (increase) in current liabilities			
- Trade and other payables		100,056,762	(69,906,403)
		(128,397,701)	(404,257,559)
Cash Used in Operations		(27,809,995)	(61,706,446)

Chief Financial Officer | Chief Executive Officer | Chairman / Director

Mitchell's Fruit Farms Limited

STATEMENT OF CASH FLOWS FOR THE YEAR ENDED JUNE 30, 2026

	Note	2026	2025
		(Rupees)	
Cash Used in Operations		(27,809,995)	(61,706,446)
Finance cost paid	29	(69,191,071)	(82,460,481)
Employee defined benefits - gratuity paid	17.3	(71,354,975)	-
Employee defined benefits - accumulated absences paid	17.10	(558,939)	(2,773,883)
Income tax paid	13	(95,788,175)	(68,680,287)
		(236,893,160)	(153,914,651)
Net Cash Used in Operating Activities		(264,703,155)	(215,621,097)
CASH FLOWS FROM INVESTING ACTIVITIES			
Payment for acquisition of property, plant and equipment	5	(140,851,255)	(16,028,073)
Advance to suppliers against capital expenditure	5	(4,827,975)	-
Proceeds from disposal of property, plant and equipment		235,352,717	-
Long term deposits paid		(14,014,000)	-
Net Cash Generated from / (Used in) Investing Activities		75,659,487	(16,028,073)
CASH FLOWS FROM FINANCING ACTIVITIES			
Proceeds from issuance of shares (Right issue)		500,000,040	-
Diminishing musharaka finance - obtained	18.2	97,742,723	-
Repayment of diminishing musharaka finance	18.2	(4,486,947)	-
Loan obtained from parent company	22.2	90,000,000	-
Loan repaid to parent company	22.2	(50,000,000)	-
Loan repaid to ex - sponsor's	22.1	(204,000,000)	-
Finances under markup arrangements - net		20,426,157	196,313,172
Net Cash Generated from Financing Activities	39	449,681,973	196,313,172
Net Increase / (Decrease) in Cash and Cash Equivalents		260,638,305	(35,335,998)
Cash and cash equivalents at the beginning of the year		22,958,719	58,294,717
Cash and Cash Equivalents at the End of the Year		283,597,024	22,958,719

The annexed notes from 1 to 45 form an integral part of these financial statements.

Chief Financial Officer | Chief Executive Officer | Chairman / Director

Note 1
The Company and its Operations

1.1 Mitchell's Fruit Farms Limited ("the Company") is a public limited company incorporated in Pakistan. The shares of the Company are listed on Pakistan Stock Exchange. The Company is domiciled in Pakistan and is principally engaged in the manufacture and sale of various confectionery and grocery products

1.2 The geographical location and address of Company's business units, including manufacturing facility are as under:

Business Unit	Geographical Location
Head Office / Registered Office	72 - FCC Gulberg IV, Lahore
Manufacturing Facility	Renala Khurd, District Okara, Pakistan
Regional Sales office	Plot # 102, Street 7, Main China Road, Sector I-10/3, Islamabad
Regional Sales office	Mehran VIP II, House No. 18/3, Dr. Dawood Pota Road, Karachi

1.3 On May 14, 2025, Syeda Maimanat Mohsin and Syeda Matanat Ghaffar entered into a Share Purchase Agreement with CCL Holding (Private) Limited for the transfer of 9,293,244 ordinary shares of the Company, representing 40.63% of the total paid-up share capital of the Company. During the reporting period, the Board of Directors, in its meeting held on October 16, 2025, approved and ratified the changes in the composition of the Board of Directors arising from the said share transfer. As a result of the completion of the acquisition in October 2025, CCL Holding (Private) Limited acquired majority shareholding and obtained control of the Company, resulting in a significant change in the shareholding pattern and control of the Company. As at June 30, 2026, CCL Holding (Private) Limited holds 63.207% shares of the Company.

1.4 Subsequent to the reporting date, the Company shifted its head office to 26-Syed Maratib Ali Road, F.C.C., Lahore.

Note 2
Basis for Preparation

2.1 Statement of compliance

These financial statements have been prepared in accordance with the accounting and reporting standards as applicable in Pakistan. Accounting and reporting standards applicable in Pakistan comprise of:

- IFRS Accounting Standards issued by the International Accounting Standards Board (IASB) as notified under the Companies Act, 2017;
- Islamic Financial Accounting Standards (IFAS) issued by the Institute of Chartered Accountants of Pakistan (ICAP) as are notified under the Companies Act, 2017;
- Provisions of, directives and notifications issued under the Companies Act, 2017.

Where provisions of, directives and notifications issued under the Companies Act, 2017 differ from the IFRS Accounting Standards, the provisions of, directives and notifications issued under the Companies Act, 2017 have been followed.

2.2 Basis of measurement

These financial statements have been prepared using the historical cost convention, except for certain items, which are disclosed in the relevant policies below.

2.3 Functional and presentation currency

These financial statements are prepared and presented in Pak Rupees (Rs.) which is the Company's functional and presentation currency. All the figures have been rounded off to the nearest rupee, unless otherwise stated.

2.4 Use of estimates and judgments

The preparation of financial statements in conformity with accounting and reporting standards as applicable in Pakistan requires management to make judgments, estimates and assumptions that affect the application of policies and reported amounts of assets, liabilities, income and expenses. These estimates and related assumptions are based on historical experience and various other factors that are believed to be reasonable under the circumstances, the result of which form the basis of making judgments about carrying values of assets and liabilities that are not readily apparent from other sources. Actual results may differ from these estimates.

These estimates and related assumptions are reviewed on an ongoing basis. Accounting estimates are revised in the period in which such revisions are made. Significant management estimates in these financial statements primarily relate to:

- Useful lives, residual values, depreciation method of property, plant and equipment – Note 3.1 and 5
- Useful lives, residual values and amortization method of intangible assets – Note 3.3 and 6
- Fair value of biological assets - Note 4.7 and 7
- Revenue from contracts with customers - Note 3.16 and 24
- Provision for impairment of inventories - Note 3.6 and 10
- Impairment loss of non-financial assets other than inventories – Note 3.4, 5 and 6
- Provision for expected credit losses – Note 3.8.1.5 and 11
- Defined benefit obligation – Note 3.12.2, 3.12.3 and 17
- Estimation of provisions - Note 3.11
- Estimation of contingent liabilities - Note 3.20
- Current income tax expense, provision for current tax and recognition of deferred tax asset (for carried forward tax and credits) - Note 3.14, 31 and 32

However, the management believes that the change in outcome of estimates would not have a material effect on the amounts disclosed in these financial statements.

2.5 Changes in accounting standards, interpretations and pronouncements

2.5.1 Standards, interpretations and amendments to approved accounting standards that are effective in the current year

The following standards, amendments, and interpretations are effective for the year ended June 30, 2026. These standards, amendments and interpretations are either irrelevant to the Company's operations or are not expected to significantly impact the Company's financial statements other than certain additional disclosures.

	Effective Date - Annual Periods Beginning on or After
IAS 21- Lack of Exchangeability (Amendments to IAS 21)	January 01, 2025

2.5.2 Standards, interpretation and amendments to approved accounting standards that are not yet effective

The following standards, amendments and interpretations are only effective for accounting periods, beginning on or after the date mentioned against each of them. These standards, interpretations and the amendments are either not relevant to the Company's operations or are not expected to have significant impact on the Company's financial statements other than certain additional disclosures.

Note 2, Basis of Preparation - Continued...

	Effective Date - Annual Periods Beginning on or After
IFRS 10, IFRS 9, IFRS 1, IAS 7, IFRS 7 - Annual Improvements to IFRSt Accounting Standards - Volume 11	January 01, 2026
IFRS 7 and IFRS 9 - Contracts referencing Nature-dependent Electricity (Amendments)	January 01, 2026
IFRS 7 and IFRS 9 - Amendments to the Classification and Measurement of Financial Instruments (Amendments)	January 01, 2026
IAS 28 - Amendments to the Fair Value Option for Investments in Associates and Joint Ventures	January 01, 2027
IAS - 21 Translation to a Hyperinflationary Presentation Currency (Amendments)	January 01, 2027
IFRS 19 - Subsidiaries without Public Accountability (Amendments)	January 01, 2027
IFRS 18 Presentation and Disclosure in Financial Statements	January 01, 2027
IFRS S1 - General Requirements for Disclosure of Sustainability-related Financial Information	July 01, 2027
IFRS S2 - Climate-Related Disclosures	July 01, 2027

The Company is in the process of assessing of the impact of these amendments on financial statement.

Other than the aforementioned standards, interpretations, and amendments, IASB has also issued the following standards, which have yet not been notified locally by the Securities and Exchange Commission of Pakistan (SECP) as at the reporting date:

IFRS 1 - First-time Adoption of International Financial Reporting Standards

IFRS 20 - Regulatory Assets and Regulatory Liabilities

IFRIC 12 Service Concession Arrangements

Note 3
Material Accounting Policy Information

The material accounting policies adopted in the preparation of these financial statements are set out below. These policies have been consistently applied to all periods presented, unless otherwise stated.

3.1 Property, plant and equipment

Items of property, plant and equipment other than freehold land are stated at cost less accumulated depreciation and identified impairment losses, if any. Freehold land is stated at cost less identified impairment loss, if any.

Cost comprises purchase price, including import duties and non-refundable purchase taxes, after deducting trade discounts and rebates and includes other costs directly attributable to acquisition or construction including expenditures on material, labour and overheads directly relating to construction, erection and installation of items of property, plant and equipment. Cost in relation to certain assets may also include cost of borrowing during construction period in respect of loans taken for specific projects.

Depreciation is charged using the reducing balance method. This approach is used to write off the depreciable amount of an asset over its estimated useful life at the rate mentioned in Note 5, considering their residual values. Depreciation on additions is charged starting from the month they are capitalized, while no depreciation is charged in the month an asset is disposed of.

The depreciation method and useful lives of each part of property, plant and equipment, that are significant in relation to the total cost of the asset, are reviewed, and adjusted if appropriate, at each reporting date.

Normal repairs are charged to the statement of profit or loss as and when incurred. Gains or losses on disposal of property, plant and equipment are included in the statement of profit or loss. An item of property, plant and equipment is derecognized upon disposal or when no future economic benefits are expected from its use or disposal.

3.2 Capital work-in-progress

Capital work-in-progress is stated at cost less identified impairment losses, if any. All expenditure connected with specific assets incurred during installation and construction period are carried under capital work-in-progress. These are transferred to property plant and equipments as and when these are available for use. All other repairs and maintenance are charged to the statement of profit or loss during the period in which these are incurred.

3.3 Intangible assets

An intangible asset is recognized as an asset if it is probable that future economic benefits attributable to the asset will flow to the Company and the cost of such asset can be measured reliably. Cost of intangible assets i.e. software includes purchase cost and directly attributable expenses incidental to bring the software to its intended use.

Costs that are directly associated with identifiable software and have probable economic benefits beyond one year are recognized as intangible assets. However, costs associated with the maintenance of software are recognized as an expense.

All intangibles are measured initially at cost and subsequently stated at cost less accumulated amortization and identified impairment losses, if any. Amortization is charged to the statement of profit or loss using the reducing balance method so as to write off the cost of an asset over its estimated useful life at the rate mentioned on note 6. The amortization period and the amortization method for intangible assets are reviewed, at each reporting date, and adjusted if impact on amortization is significant.

Amortisation on additions is charged from the month in which the intangible assets are capitalised, while no amortisation is charged in the month in which an intangible asset is disposed of.

3.4 Impairment of non-financial assets

Assets that have an indefinite useful life - for example, goodwill or intangible assets not ready to use - are not subject to amortization and are tested annually for impairment. Assets that are subject to depreciation or amortization are reviewed for impairment whenever events or changes in circumstances indicate that the carrying amount may not be recoverable. An impairment loss is recognized for the amount by which the asset's carrying amount exceeds its recoverable amount. The recoverable amount is the higher of an asset's fair value less costs of disposal and value in use. For the purposes of assessing impairment, assets are grouped at the lowest levels for which there are separately identifiable cash flows (cash-generating units). Prior impairments of non-financial assets (other than goodwill) are reviewed for possible reversal at each reporting date. Where impairment loss is recognized, the depreciation / amortization charge is adjusted in future periods to allocate the asset's revised carrying amount, less its residual value, over its remaining useful life.

3.5 Stores and spare parts

These are valued at lower of moving average cost and net realizable value while items considered obsolete, if any, are carried at nil value. Cost is determined using the weighted average method. Items in transit are valued at cost comprising invoice value plus other charges paid thereon. Provision is made for obsolete and slow moving stores and spares based on management's best estimate.

3.6 Stock in trade

These are stated at lower of cost and net realizable value.

Cost comprises all costs of purchase, cost of conversion and other costs incurred in bringing inventories to their present location and condition, the valuation has been determined as follows:

Raw materials and packing materials	Weighted average cost
Work-in-process and finished goods	Cost of direct materials, labour and appropriate manufacturing overhead

Stock in transit is valued at cost, comprising invoice value plus other charges invoiced thereon.

Net realizable value signifies the estimated selling price in the ordinary course of business less estimated costs of completion and estimated costs necessary to make the sale (selling expenses). If the net realizable value is lower than the carrying amount, a write-down is recognized for the amount by which the carrying amount exceeds its net realizable value. Provision is made in the financial statements for obsolete and slow moving stock in trade based on management estimate.

net realizable value. Provision is made in the financial statements for obsolete and slow moving stock in trade based on management estimate.

3.7 Trade debts

Trade debts are recognized initially at the amount of consideration that is unconditional, unless they contain significant financing component in which case such trade debts are recognized at fair value.

The Company holds the trade debts with the objective of collecting the contractual cash flows and therefore measures the trade debts subsequently at amortized cost using the effective interest rate method. Trade receivables are carried at original invoice amount less expected credit loss based on a review of all outstanding amounts at the reporting date. Bad debts are written off when identified.

3.8 Financial instruments

A financial instrument is any contract that gives rise to a financial asset of one entity and a financial liability or equity instrument of another entity.

3.8.1 Financial assets - Classification and measurement

All financial assets are recognized at the time when the Company becomes a party to the contractual provisions of the instrument.

3.8.1.1 Classification

Financial assets are classified in either of the three categories: at amortized cost, at fair value through other comprehensive income and at fair value through profit or loss. This classification is based on the Company's business model for managing the financial assets and the contractual cash flow characteristics of the financial asset. The management determines the classification of its financial assets at the time of initial recognition.

3.8.1.2 Initial recognition and measurement

All financial assets are initially measured at fair value plus transaction costs that are directly attributable to its acquisition except for trade receivable. Trade receivables are initially measured at the transaction price.

3.8.1.3 Subsequent measurement

Financial assets measured at amortized cost are subsequently measured using the Effective Interest Rate (EIR) method. The amortized cost is reduced by impairment losses, if any. Interest income, foreign exchange gains and losses and impairment are recognized in the statement of profit or loss.

Financial assets measured at fair value through profit or loss are subsequently measured at fair value prevailing at the reporting date. The difference arising is charged to the profit or loss.

Financial assets 'at fair value through other comprehensive income' are marked to market using the closing market rates and are carried in the statement of financial position at fair value. Net gains and losses arising on changes in fair values of these financial assets are recognized in other comprehensive income. Interest calculated using the EIR method is credited to profit or loss. Dividends on equity instruments are credited to profit or loss when the Company's right to receive payments is established.

3.8.1.4 Derecognition

Financial assets are derecognized when the contractual rights to receive cash flows from assets have expired. The difference between the carrying amount and the consideration received is recognized in the statement of profit or loss.

3.8.1.5 Impairment of financial assets

The Company recognizes an allowance for expected credit losses (ECLs) for all financial assets which are measured at amortised cost. ECLs are based on the difference between the contractual cash flows due in accordance with the contract and all the cash flows that the Company expects to receive, discounted at an approximation of the original effective interest rate.

ECLs are recognized in two stages. For credit exposures for which there has not been a significant increase in credit risk since initial recognition, ECLs are provided for credit losses that result from default events that are possible within the next 12-months (a 12-month ECL). For those credit exposures for which there has been a significant increase in credit risk since initial recognition, a loss allowance is required for credit losses expected over the remaining life of the exposure, irrespective of the timing of the default (a lifetime ECL).

For trade receivables, the Company applies a simplified approach in calculating ECLs. Therefore, the Company does not track changes in credit risk, but instead recognizes a loss allowance based on lifetime ECLs at each reporting date. The Company has established a provision matrix that is based on its historical credit loss experience, adjusted for forward looking factors specific to the debtors and the economic environment.

3.8.2 Financial liabilities

3.8.2.1 Initial recognition and measurement

Financial liabilities are recognised when the Company becomes a party to the contractual provisions of the instrument. The Company determines the classification of its financial liabilities at initial recognition. All financial liabilities are initially measured at fair value, less directly attributable transaction costs in the case of financial liabilities not at fair value through profit or loss. After initial recognition, financial liabilities are measured at amortised cost using the effective interest rate method.

3.8.2.2 Subsequent measurement

The Company measures its financial liabilities subsequently at amortized cost using the EIR method. Amortized cost is calculated by taking into account any discount or premium on acquisition and fees or costs that are an integral part of the EIR. The EIR amortization is included as finance costs in profit or loss. Difference between carrying amount and consideration paid is recognized in the statement of profit or loss when the liabilities are derecognized.

3.8.3 Offsetting

A financial asset and a financial liability are offset and the net amount is reported in the statement of financial position if the Company has a legally enforceable right to offset the recognized amounts and intends either to settle on a net basis or to realize the asset and settle the liability simultaneously.

3.9 Cash and cash equivalents

Cash and cash equivalents are carried at cost. For the purpose of statement of cash flows, these comprise cash in hand and cash at bank.

3.10 Share capital

Ordinary shares are classified as equity. Incremental costs directly attributable to the issue of ordinary shares are recognized as a deduction from equity, net of any tax effects.

3.11 Provisions

Provisions are recognized when the Company has a present legal or constructive obligation as a result of past events and it is probable that an outflow of resources shall be required to settle the obligation and the amount has been reliably estimated. Provisions are reviewed at each reporting date and adjusted to reflect the current best estimate. Provisions are not recognized for future operating losses.

3.12 Employee benefits

The main features of the schemes operated by the Company for its employees are as follows:

3.12.1 *Defined contribution plan*

During the year, the Company introduced a defined contribution provident fund scheme for its eligible permanent employees. Equal monthly contributions are made by the Company and the employees at the rate of 11% of basic salary. The Company's contributions are recognised as an expense in profit or loss as the related employee service is rendered.

The Company has applied for approval and registration of the provident fund, and the process is currently in progress. Pending establishment of a separate trust, the contributions of the Company and the employees are retained by the Company and recognised as a liability under trade and other payables (Note 20). Profit accrued on the balance so retained is recognised as finance cost in profit or loss (Note 29). On completion of the registration, the accumulated balance will be transferred to the provident fund trust.

3.12.2 Staff gratuity

The Company operates an unfunded gratuity scheme for all employees according to the terms of employment subject to a minimum qualifying period of service. Employees are eligible for benefits under the gratuity scheme after completion of six months of continuous service. Annual provision is made on the basis of actuarial valuation to cover obligations under the scheme for all employees eligible to gratuity benefits irrespective of the qualifying period. The amount recognized in the statement of financial position represents the present value of defined benefit obligation adjusted for unrecognized actuarial gains and losses.

Actuarial gains and losses arising from experience adjustments, demographic assumptions and changes in actuarial assumptions are charged to other comprehensive income in the period in which they arise.

Provisions are made in the financial statements to cover obligations on the basis of actuarial valuation carried out at each reporting date.

3.12.3 Accumulating compensated absences

The Company also operates an unfunded accumulating compensated absences scheme and provides for the expected cost of accumulating compensated absences, when the employees render service that increase their entitlement to future compensated absences. These are treated as other long term employee benefits since these can be encashed at the time of final settlement. These benefits are provided to executives only.

Provisions are made annually to cover the obligation for accumulating compensated absences for executives based on actuarial valuation and are charged to the statement of profit or loss. The amount recognized in the statement of financial position represents the present value of defined benefit obligation. Actuarial gains / losses are recognized immediately under IAS 19 "Employee benefits" in the statement of profit or loss.

3.13 Diminishing musharaka finance

The Company enters into Musharakah based on Shirkat-ul-milk for purchasing an agreed share of fixed assets with the Musharakah Participants. The Company pays periodic profit as per the agreement for the utilization of the Participants' Musharakah share and also periodically purchase the Participants' share over the tenure of the transaction.

3.14 Taxation

Income tax expense comprises current and deferred tax. Income tax is recognized in the statement of profit or loss except to the extent that it relates to items recognized directly in equity or other comprehensive income, in which case it is recognized in the statement of changes in equity, or other comprehensive income, as the case may be.

3.14.1 Current

Current income tax assets and liabilities for the current and prior periods are measured at the amount expected to be recovered from or paid to the taxation authorities, using the tax rates and tax laws that have been enacted or substantively enacted by the year end of the reporting date.

The charge for current tax is higher of corporate tax (higher of tax based on taxable income and minimum tax) and alternative corporate tax. Super tax applicable on the Company is also as per the applicable rates as per the Income Tax Ordinance, 2001. However, in case of loss for the year, income tax expense is recognized

as minimum tax liability on turnover of the Company in accordance with the provisions of the Income Tax Ordinance, 2001.

Corporate tax is based on taxable income for the year determined in accordance with the prevailing laws of taxation. The charge for current tax is calculated using prevailing tax rates or tax rates expected to apply to the profit for the year if enacted after taking into account tax credits, rebates and exemptions, if any. The charge for current tax also includes adjustments, where considered necessary, to provision for tax made in previous years arising from assessments framed during the year for such years.

Alternative corporate tax is calculated at 17% of accounting profit, after taking into account the required adjustments.

Current tax for current and prior periods, to the extent unpaid is recognized as a liability. If the amount already paid irrespective of current and prior period exceeds the amount due to those periods the excess recognized as an asset.

The Company offsets current tax assets and current tax liabilities if, and only if, the entity has a legally enforceable right to set off the recognized amounts and intends either to settle on a net basis, or to realize the asset and settle the liability simultaneously. The management periodically evaluates positions taken in the tax returns with respect to situation in which applicable tax regulations are subject to interpretation and establishes provision where appropriate.

When minimum tax is higher than tax calculated on taxable profits, excess amount is recognized as levy under IFRIC 21 / IAS 37. Further, the Company shall also charged tax expense under levy when tax is calculated under final tax regime.

3.14.2 Deferred

Deferred tax is accounted for using the balance sheet liability method in respect of all temporary timing differences arising from the difference between the carrying amount of the assets and liabilities in the financial statements and the corresponding tax bases used in the computation of taxable profit. However, deferred tax is not accounted for if it arises from initial recognition of an asset or liability in a transaction other than a business combination that at the time of transaction neither affects accounting nor taxable profit or loss.

Deferred tax liabilities are recognized for all major taxable temporary differences.

Deferred tax assets are recognized for all major deductible temporary differences to the extent that it is probable that taxable profit will be available against which deductible temporary differences, unused tax losses and tax credits can be utilized.

The carrying amount of the deferred tax asset is reviewed at each reporting date and reduced to the extent that it is no longer probable that sufficient taxable profit will be available to allow all or part of the deferred tax asset to be utilized.

Unrecognized deferred tax assets are reassessed at each reporting date and are recognized to the extent of probable future taxable profit available that will allow deferred tax asset to be recovered.

Deferred tax is calculated at rates that are expected to apply to the period when the differences reverse based on the tax rates and tax laws that have been enacted or have been notified for subsequent enactment by the reporting date.

When different tax rates apply to different levels of taxable income, deferred tax assets and liabilities are measured using the average rates that are expected to apply to the taxable profit (tax loss) of the periods in which temporary differences are expected to reverse.

The Company offsets deferred tax assets and deferred tax liabilities if and only if it has a legally enforceable right to set off current tax assets and current tax liabilities and the deferred tax assets and deferred tax liabilities relate to income taxes levied by the same taxation authority on either the same taxable entity or different taxable entities which intend either to settle current tax liabilities and assets on a net basis, or to realize the assets and settle the liabilities simultaneously, in each future period in which significant amounts of deferred tax liabilities or assets are expected to be settled or recovered.

3.15 Trade and other payables

These amounts represent liabilities for goods and services provided to the Company prior to the end of financial year which are unpaid. The amounts are unsecured and are usually paid within short period. Trade and other payables are presented as current liabilities unless payment is not due within 12 months after the reporting period. They are recognized initially at their fair value and subsequently measured at amortized cost using the effective interest method.

3.16 Revenue recognition

Revenue is recognized by applying the following steps:

i) Identifying contract with a customer

ii) Identifying performance obligation in the contract

iii) Determining transaction price of the contract

iv) Allocating transaction price to each of the separate performance obligations in the contract

v) Recognizing the revenue when (or as) the Company satisfies a performance obligation

Revenue is recognised when the Company satisfies a performance obligation by transferring control of the promised goods to a customer, at an amount that reflects the consideration to which the Company expects to be entitled in exchange for those goods. Control transfers at a point in time: for local sales, when the goods are dispatched from the factory to the customer; and for export sales, on the date of issue of the bill of lading.

Revenue is measured at the transaction price, which is stated net of returns, trade discounts, rebates and other consideration payable to customers. Where the consideration includes variable elements, such as expected returns, discounts and incentives, the Company estimates them based on historical experience and current trade terms. It includes them in the transaction price only to the extent that it is highly probable that a significant reversal of revenue will not occur when the uncertainty is resolved.

3.17 Balances from contracts with customers

Refund liability

Certain contracts allow customers to return goods within a specified period. Therefore, a refund liability (included in trade and other payables) is recognized for products expected to be returned and for estimated discounts (such as trade promotions and incentives) payable to certain customers.

These estimates are made by management based on historical trends and adjusted using current observable data, which involves significant management judgment. This makes it highly likely that a significant reversal of cumulative revenue recognized will not occur. The validity of this assumption and the estimated amounts for returns and discounts are reassessed at each reporting date.

Contract asset

A contract asset is recognized for the Company's right to consideration in exchange for goods or services transferred to a customer. If the Company transfers goods or services before the customer pays or before payment is due, the amount is presented as a contract asset, excluding receivables. This represents the right to receive payment for goods transferred without an invoice being raised.

Contract liability

A contract liability is recognized for the Company's obligation to transfer goods or services to a customer for which the Company has received consideration (or an amount of consideration is due) from the customer. If a customer pays consideration, or the Company has a right to an amount of consideration that is unconditional (i.e. a receivable), before the Company transfers a good or service to the customer, the Company shall present the contract as a contract liability when the payment is made or the payment is due (whichever is earlier).

Trade Receivable

Trade receivables represent the Company's right to an amount of consideration that is unconditional. Trade receivables are carried at original invoice amount less expected credit loss based on review of all outstanding amounts at the reporting date. Bad debts are written off when identified.

3.18 Borrowings cost

General and specific borrowing costs directly attributable to acquisition, construction or production of qualifying assets, which are assets that necessarily take a substantial period of time to get ready for their intended use, are added to the cost of those assets, until such time as the assets are substantially ready for their intended use. Investment income earned on the temporary investment of specific borrowings pending their expenditure on qualifying assets is deducted from the borrowing costs eligible for capitalisation. All other borrowing costs are recognized in the statement of profit or loss as incurred.

3.19 Related party transactions

Transactions with related parties are based on the transfer pricing policy that all transactions between the Company and the related parties of the Company are at arm's length basis determined using the comparable uncontrolled price method except in circumstances where it is not in the interest of the Company to do so.

3.20 Contingent liabilities

Contingent liabilities are disclosed when there is a possible obligation arising from past events, the existence of which will be confirmed only by the occurrence or non-occurrence of one or more uncertain future events not wholly within the control of the Company. A contingent liability is also disclosed when there is a present obligation arising from past events but it is not probable that an outflow of resources embodying economic benefits will be required to settle the obligation, or when the amount of the obligation cannot be measured with sufficient reliability.

Note 4
Summary of Other Accounting Policies

Other accounting policies which do not have significant impact on financial statements are set out below for ease of user's understanding of these financial statements. These polices have been applied consistently for all periods presented, unless otherwise stated.

4.1 Ijarah contracts

The Company has entered into Ijarah contracts under which it obtains usufruct of an asset for an agreed period for an agreed consideration. Ijarah contracts are undertaken in compliance with the Shariah essentials for such contracts prescribed by the State Bank of Pakistan.

The Company accounts for its Ijarah contracts in accordance with the requirements of IFAS 2 'Ijarah'. Accordingly, the Company as a Mustaj'ir (lessee) in the Ijarah contract recognises the Ujrah (lease) payments as an expense in the profit or loss on straight line basis over the Ijarah term.

4.2 Leases

For contracts entered into, or modified, the Company assesses whether a contract contains a lease or not at the inception of a contract. The Company reassesses whether a contract is, or contains, a lease further when the terms and conditions of the contract are modified.

The Company determines the lease term as non-cancellable period of a lease, together with both periods covered by an option to extend the lease if the Company is reasonably certain to exercise that option and periods covered by an option to terminate the lease if the Company is reasonably certain to not to exercise that option.

The Company reassesses whether it is reasonably certain to exercise an extension option, or not to exercise a termination option, upon the occurrence of either a significant event or a significant change in circumstances that is within the control of the Company and affects whether the Company is reasonably

certain to exercise an option not previously included in its determination of the lease term, or not to exercise an option previously included in the determination of the lease term.

The Company revises the lease term if there is a change in the non-cancellable period of a lease.

4.2.1 Company as a lessee

4.2.1.1 Recognition

The Company recognizes a right-of-use asset and a lease liability at the commencement date. A commencement date is the date on which the lessor makes an underlying asset available for use by the lessee (the Company).

The Company has elected not to recognize right-of-use assets and lease liabilities for short-term leases of all underlying assets that have a lease term of 12 months or less and leases for which the underlying asset, when new, is of low-value. The Company recognizes the lease payments associated with these leases as an expense on straight-line basis over the lease term.

4.2.1.2 Initial measurement

Lease liability

At the commencement date, the Company measures the lease liability at the present value of the lease payments that are not paid. The lease payments are discounted using the interest rate implicit in the lease, or the Company's incremental borrowing rate if the implicit rate is not readily available. Generally, the Company uses its incremental borrowing rate as the discount rate.

Lease payments comprise fixed payments (including in substance fixed payments) less any lease incentives receivable, variable lease payments that depend on an index or a rate, and amounts expected to be paid under residual value guarantees. Lease payments also include the exercise price of a purchase option reasonably certain to be exercised by the Company and payments of penalties for terminating the lease, if the lease term reflects the Company exercising the option to terminate.

Right-of-use asset

The Company initially measures the right-of-use asset at cost. This cost comprises the amount of lease liability as initially measured, plus any lease payments made on or before the commencement da lesslease incentives received, initial direct costs and estimaterminal costs (i.e. dis restoration costs required by the terms and conditions of the lease contract).

4.2.1.3 Subsequent measurement

Lease liability

After the commencement date, the Company re-measures the lease liability to reflect the affect of interest on outstanding lease liability, lease payments made, reassessments and lease modifications etc. Variable lease payments not included in the measurement of the lease liability and interest on lease liability are recognized in profit or loss, unless these are included in the carrying amount of another asset.

Lease payments are apportioned between finance charges and reduction of lease liability using the incremental borrowing rate to achieve a constant rate of interest on the remaining balance of the liability.

Lease liability payable in foreign currency is translated to local currency of the Company i.e. Pak Rupees at the reporting date. Any foreign exchange differences arising on translation of lease liability are recognized in profit or loss.

Right-of-use asset

After the commencement date, the Company measures the right-of-use asset at cost less accumulated depreciation and accumulated identified impairment losses, if any, adjusted for any remeasurement of the lease liability.

The Company depreciates the cost of right-of-use asset, net of residual value, from the commencement

date to the earlier of the end of the useful life of the right-of-use asset or the end of the lease term. However, if the lease contract transfers ownership of the underlying asset to the Company by the end of the lease term or if the cost of right-of-use asset reflects that the Company will exercise the purchase option, the Company depreciates the right-of-use asset from the commencement date to the end of the useful life of the underlying asset.

Depreciation is charged to profit or loss at the same rates as used for owned asset.

4.3 Government grants

Grants from the government are recognised at their fair value where there is a reasonable assurance that the grant will be received and the Company will comply with all attached conditions.

Government grants relating to costs are deferred and recognised in profit or loss over the period necessary to match them with the costs that they are intended to compensate.

4.4 Foreign currency transactions and balances

Transactions in foreign currencies are translated into Pak Rupees by applying the foreign exchange rate ruling on the date of transaction. Monetary assets and liabilities denominated in foreign currencies as at the reporting date are translated into Pak Rupees at the exchange rate prevailing at that date. Monetary translation differences are recognized in of profit or loss.

4.5 Segment reporting

Operating segments are reported in a manner consistent with the internal reporting provided to the Chief Operating Decision Maker (the Chief Executive Officer of the Company). Segment results, assets and liabilities include items directly attributable to a segment. Segment capital expenditure is the total cost incurred during the year to acquire property, plant and equipment and intangible assets.

4.6 Dividend distribution

Dividend distribution to Company's shareholders is recognized as a liability in the period in which the dividends are approved and other appropriations are recognised in the period in which these are approved by the Board of Directors of the Company ('BOD').

4.7 Biological assets

Biological assets consist of trees, measured at fair value less estimated costs to sell. The fair value of trees is determined based on market prices of similar items in local areas. Costs to sell include all necessary costs to sell the assets, excluding costs to get the assets to the market. Gains or losses from changes in fair value less costs to sell are recognized in profit or loss.

Note 5
Property, Plant and Equipment

	Note	2026	2025
		(Rupees)	
Operating fixed assets	5.1	630,086,539	546,180,189
Advance to suppliers against capital expenditure	5.5	4,827,975	-
		634,914,514	546,180,189

5.1 Operating fixed assets

	Freehold Land	Buildings on Freehold Land	Leasehold Improvements	Plant and Machinery	Vehicles	Furniture and Fittings	Electric Installations	Computer Hardware	Total
	(Rupees)								
Cost									
Balance as at July 01, 2024	13,215	204,873,214	11,007,806	1,095,553,993	9,893,855	24,616,709	79,971,924	27,336,284	1,453,267,000
Additions	-	-	-	19,631,150	1,786,500	164,669	833,797	43,500	22,459,616
Disposals	-	-	-	-	-	-	(142,500)	(172,000)	(314,500)
Balance as at June 30, 2025	13,215	204,873,214	11,007,806	1,115,185,143	11,680,355	24,781,378	80,663,221	27,207,784	1,475,412,116
Additions	-	-	-	5,116,274	126,316,335	717,064	907,683	7,793,899	140,851,255
Disposals / adjustments	(1,500)	-	-	-	(2,861,478)	(1,605,889)	-	(1,861,746)	(6,330,613)
Balance as at June 30, 2026	11,715	204,873,214	11,007,806	1,120,301,417	135,135,212	23,892,553	81,570,904	33,139,937	1,609,932,758
Accumulated depreciation									
Balance as at July 01, 2024	-	136,733,159	5,459,953	638,788,035	5,961,325	12,625,125	64,621,051	16,910,017	881,098,665
Depreciation charged for the year	-	6,814,006	1,109,571	32,273,245	527,728	2,438,062	3,072,391	2,088,740	48,323,743
Disposal	-	-	-	-	-	-	(85,753)	(104,728)	(190,481)
Balance at June 30, 2025	-	143,547,165	6,569,524	671,061,280	6,489,053	15,063,187	67,607,689	18,894,029	929,231,927
Depreciation charged for the year	-	6,291,065	903,382	30,383,418	7,471,209	1,949,699	2,800,598	2,112,570	51,911,941
Disposals / adjustments	-	-	-	-	(649,230)	(300,288)	-	(348,131)	(1,297,649)
Balance at June 30, 2026	-	149,838,230	7,472,906	701,444,698	13,311,032	16,712,598	70,408,287	20,658,468	979,846,219
Carrying amount									
As at June 30, 2025	13,215	61,326,049	4,438,282	444,123,863	5,191,302	9,718,191	13,055,532	8,313,755	546,180,189
As at June 30, 2026	11,715	55,034,984	3,534,900	418,856,719	121,824,180	7,179,955	11,162,617	12,481,469	630,086,539
Rate of depreciation - %	-	10%	20%	2.5% to 10%	20%	20%	20% to 33%	20%	

5.1.1 Depreciation charge for the year is allocated as follows:

	Note	2026	2025
		(Rupees)	
		Rupees	Rupees
Cost of sales	25	40,151,417	42,790,984
Administrative expenses	26	9,449,428	4,932,705
Selling and distribution expenses	27	2,311,096	600,054
		51,911,941	48,323,743

5.2 Detail of disposals of property, plant & equipment

There were no property, plant and equipment disposed of during the year having individual book value exceeding Rs. 500,000.

5.2.1 During the year, the Company sold 4 acres, 3 kanals and 13 marlas of land situated at Tehsil Renala Khurd, District Okara which had a book value of Rs. 1,500, to Ms. Syeda Maimanat Mohsin (spouse of one of the former Chief Executive of the Company) for Rs. 222.81 million (June 30, 2025: Nil). The proceeds from the disposal were utilized to repay the sponsor's loan amounting to Rs. 204 million.

5.3 Particulars of immovable property (land and building) in the name of the Company are as follow:

Location	Usage of immovable property	Total area
Renala Khurd, Okara, Pakistan	Production plant and warehouse	34.807 acres (2025: 39.263 acres)

5.4 Security Charge on Property, Plant and Equipment

The property, plant and equipment of the Company are subject to first and joint pari passu charge as security for certain financing by banks (Note 21).

5.5 The advance represents amounts paid to various suppliers against capital expenditure relating to the renovation of the Company's new office building.

5.6 During the year, additions to vehicles include assets acquired under Diminishing Musharaka arrangements with MCB Islamic Bank Limited. These are registered in the name of the Company and depreciated at the rate of 20% per annum using the reducing balance method, consistent with the depreciation policy applied to owned assets.

Note 6
Intangible Assets

	Note	2026	2025
		(Rupees)	
Computer software	6.1	15,535,973	19,420,136

6.1 Computer software

Net Carrying Value			
Net carrying value - opening balance		19,420,136	24,275,170
Additions during the year		-	-
Amortization during the year	6.1.1	(3,884,163)	(4,855,034)
Net carrying value as at June 30,		15,535,973	19,420,136
Gross Carrying Value			
Cost		41,921,983	41,921,983
Accumulated amortization		(26,386,010)	(22,501,847)
Net book value		15,535,973	19,420,136
Amortization rate - per annum		20%	20%

6.1.1 Amortization for the year is charged to Administrative Expenses (Note 26).

Note 7
Biological Assets

	Note	2026	2025
		(Rupees)	
Trees	7.1	6,125,000	3,958,749

7.1 Gain arising from changes in fair value less costs to sell

Carrying amount at the beginning of the year	3,958,749	2,578,452
Changes in fair value	2,166,251	1,380,297
Carrying amount at the end of the year which approximates the fair value less cost to sell	6,125,000	3,958,749

7.2 The fair value of these assets is determined by an independent valuer. The latest valuation of these assets was carried out as on June 30, 2026. Level 2 fair value of biological assets has been determined using market value approach.

Note 8
Long Term Deposits

	Note	2026	2025
		(Rupees)	
Long term deposits	8.1	15,238,780	1,224,780

8.1 This amount includes Rs. 14.014 million (2025: Nil) representing a security deposit in respect of the lease of the Company's new office building.

Note 9
Stores and spares

	Note	2026	2025
		(Rupees)	
Engineering stores		55,083,990	46,344,992
General stores		15,794,257	7,744,611
		70,878,247	54,089,603

9.1 Stores and spares include items that may be used for capital expenditure but cannot be separately distinguished at the reporting date.

Note 10
Stock in Trade

	Note	2026	2025
		(Rupees)	
Raw materials		84,169,474	76,914,244
Packing materials		197,633,123	160,163,651
Work-in-process		366,834,403	278,550,030
Finished goods		152,767,803	133,459,817
		801,404,803	649,087,742
Less: Provision for slow moving and obsolete stock	10.2	(31,045,142)	(3,919,444)
		770,359,661	645,168,298

10.1 The Company's stocks are hypothecated against short-term borrowings from various banks (Refer to Note 21).

10.2 Provision for slow moving and obsolete stock

Opening balance	3,919,444	29,852,942
Provision for the year	65,700,781	1,460,891
Written off during the year	(38,575,083)	(27,394,389)
	31,045,142	3,919,444

Note 11
Trade Debts

	Note	2026	2025
		(Rupees)	
Local trade debts (Unsecured - considered good)		248,195,038	321,399,539
Local trade debts (Unsecured - considered doubtful)		25,122,810	5,519,887
Foreign trade debts (Unsecured - considered good)		145,063,113	109,817,781
		418,380,961	436,737,207
Less: Allowance for expected credit losses (ECL)	11.1	(25,122,810)	(5,519,887)
		393,258,151	431,217,320

11.1 Allowance for expected credit losses (ECL)

Opening balance	5,519,887	10,028,597
Add: Provision for expected credit loss for the year	19,602,923	59,852,911
Less: Trade debts written off	-	(64,361,621)
Closing balance	25,122,810	5,519,887

11.2 Detail of trade receivables from export sales

Jurisdiction	Export Sales During the Year	Gross Receivables as at the Year End	Default Amount	Names of Defaulting Parties	Legal Action Taken
	Rupees	Rupees	Rupees		
North America	254,013,247	38,301,777	-	No default	N/A
Middle East	247,008,754	44,724,886	-	No default	N/A
Europe	186,514,632	55,129,757	-	No default	N/A
Asia Pacific	51,566,324	6,906,693	-	No default	N/A
Total	739,102,957	145,063,113			

Note 12
Advances, Deposits, Prepayments and Other Receivables

	Note	2026	2025
		(Rupees)	
Advances to employees against expenses and salaries (Unsecured)			
- Considered good	12.1	20,246,952	6,473,967
- Considered doubtful		1,019,632	
Advances to suppliers and others			
- Considered good		34,698,435	5,810,535
- Considered doubtful		1,063,869	7,758,034
		57,028,888	20,042,536
Bank guarantee		6,117,545	-
Security deposits	12.2	3,409,606	2,400,000
Prepayments		9,363,834	1,548,994
Other receivables (Unsecured - considered good)		-	120,000
		75,919,873	24,111,530
Less: Loss allowance against doutful advances and other receivables	12.3	(2,083,501)	(7,758,034)
Sales tax refundable - net	12.4	51,676,973	117,686,096
		125,513,345	134,039,592

12.1 The balance includes an advance amounting to Rs. 0.8 million provided to directors, outstanding as at June 30, 2026. The maximum amount outstanding during the year was Rs. 0.8 million (2025: Rs. Nil).

12.2 During the year, Rs. 0.8 million is paid as a security deposit to Vanguard Books (Private) Limited, a former associated company, against the rented Head office building as at the reporting date. The maximum amount outstanding during the year was Rs. 3.2 million (2025: Rs. 2.4 million).

12.3 Loss allowance against doubtful advances and other receivables

	Note	2026	2025
		(Rupees)	
Opening balance		7,758,034	4,675,095
Add: Allowance for impairment for the year		1,019,632	3,082,939
Less: Reversal of loss allowance		(6,694,165)	-
Closing balance		2,083,501	7,758,034

12.4 Sales tax refundable - net

	Note	2026	2025
Balance as at June 30, 2026		102,179,257	117,686,096
Provision for sales tax refundable	12.4.1	(50,502,284)	-
Closing balance		51,676,973	117,686,096

12.4.1 Allowance against Sales tax refundable

	2026	2025
	(Rupees)	
Opening balance	-	-
Provision for sales tax refundable	(50,502,284)	-
Closing balance	(50,502,284)	-

Note 13
Income Tax Recoverable - net

	2026	2025
	(Rupees)	
Opening balance	140,071,059	111,088,598
Add: Payments / adjustments / deductions at source	95,788,175	68,680,287
Less: Charge for the year	(37,094,108)	(38,534,803)
Less: Prior year adjustment	(1,291,387)	(1,163,023)
	197,473,739	140,071,059

Note 14
Cash and Bank Balances

	Note	2026	2025
		(Rupees)	
Cash in hand		-	339,935
Cash at bank in current accounts	14.1	167,960,326	8,865,245
Cash at bank in savings accounts	14.2	113,723,944	11,840,785
Special account related to dividend payable		1,912,754	1,912,754
	14.3	283,597,024	22,958,719

14.1 This includes shariah compliant bank deposits amounting to Rs. 135.02 million (2025: Rs. 1.08 million).

14.2 Savings accounts earn markup at floating rates based on daily bank deposit rates ranging from 6.00% to 11% (2025: 8.00% to 20.75%) per annum, approximately.

14.3 The above figure of cash and bank balances reconcile to the amount of cash and cash equivalents shown in the statement of cash flows.

Note 15
Issued, Subscribed and Paid up Capital

2026	2025		2026	2025
Number of Shares			Number of Shares	
19,195,768	16,417,990	Ordinary shares of Rs. 10 each fully paid in cash	191,957,680	164,179,900
6,412,990	6,412,990	Ordinary shares of Rs. 10 each allotted as bonus shares	64,129,900	64,129,900
44,020	44,020		440,200	440,200
25,652,778	22,875,000	Ordinary shares of Rs. 10 each issued for consideration other than cash	256,527,780	228,750,000

15.1 All ordinary shares rank equally with regard to residual assets of the Company. Ordinary shareholders are entitled to receive all distributions including dividends and other entitlements in the form of bonus and right shares as and when declared by the Company. Voting and other rights are in proportion to the shareholding.

15.2 Shares held by related parties are as follows:

	2026	2025	2026	2025
	(Percentage)		(Number of Shares)	
CCL Holding (Private) Limited	63.207%	0.000%	16,214,295	-
Directors and others	18.253%	61.077%	4,682,549	13,971,689
	81.460%	61.077%	20,896,844	13,971,689

15.3 During the year, the Company issued 2,777,778 right shares at Rs. 180 per share, including a premium of Rs. 170 per share, for total consideration of Rs. 500 million. The principal purpose of the right issue is to strengthen the Company's financial position and support its medium-term operational and growth objectives. The proceeds of the right issue will be utilised to enhance production efficiency, upgrade infrastructure, modernise plant and machinery, ensure compliance with applicable quality and safety standards, and meet the Company's incremental working capital requirements.

The details of utilization of the proceeds are as follows:

Allocation of Rights Issue Proceeds

	Total Proceeds Rs. in million	Targeted Completion	Proceeds Utilization Rs. in million	Balance as at June 30, 2026 Rs. in million
Civil Works	95	Jan-27	-	95
Renovation, Machinery Replacement & Process Improvements	140	Mar-27	-	140
Working Capital Requirements	265	Mar-27	265	-
	500		265	235

15.4 During the year, CCL Holding (Private) Limited acquired a controlling stake in the Company, resulting in reconstitution of the Board of Directors. Consequently, Ms. Syeda Matanat Ghaffar, Ms. Syeda Maimanat Mohsin, Ms. Umme Kulsum Imam, Mr. Shahzad Ghaffar, Mr. Syed Manzar Hassan, Mr. Najam Aziz Sethi and Mr. Mujeeb Rashid, who were related parties as at 30 June 2025, ceased to be related parties of the Company during the year and are accordingly not treated as related parties as at 30 June 2026. Transactions and balances with these parties have been disclosed as related party transactions up to the date they ceased to hold such status, and comparative figures for 2025 continue to reflect their status as related parties as at that date.

Note 16
Reserves

	Note	2026	2025
		(Rupees)	
Capital reserve			
- Share premium		1,081,558,138	609,335,878
Revenue reserves			
- General reserve		300,000	300,000
- Accumulated loss		(235,212,996)	(257,561,258)
		846,645,142	352,074,620

Note 17
Deferred Liabilities

		2026	2025
		(Rupees)	
Retirement and other benefits	17.1	111,689,984	188,506,108
Deferred income	17.14	-	2,614,769
		111,689,984	191,120,877

17.1 Retirement and other benefits

Staff gratuity	17.2	104,726,824	175,021,241
Accumulated compensated absences - Executive	17.10	6,963,160	10,635,627
Other employment benefit - Non executive	-		2,849,240
		111,689,984	188,506,108

17.2 Staff gratuity - unfunded

The Company operates an unfunded gratuity scheme covering its permanent employees subject to completion of minimum prescribed period of service. Actuarial valuation of the scheme is carried out annually by an independent actuary. Latest actuarial valuation was carried out as at June 30, 2026. Following key information was included in that actuarial report:

17.3 Movement in liability for staff gratuity

		2026	2025
		(Rupees)	
Opening balance		175,021,241	139,115,300
Charge for the year			
- Current service cost		10,495,783	30,733,870
- Past service cost		-	10,057,873
- Interest cost		16,372,891	12,931,902
	17.5	26,868,674	53,723,645
Benefits due but not paid		-	(36,843,507)
Benefits paid		(71,354,975)	-
Remeasurements recorded in other comprehensive income			
- Actuarial gain / (loss) from changes in financial assumptions		42,597	(1,209,685)
- Actuarial losses from changes in demographic assumptions		-	-
- Experience adjustments		(25,850,713)	20,235,488
		(25,808,116)	19,025,803
Closing balance		104,726,824	175,021,241

17.4 Actuarial assumptions

	Note	2026	2025
Discount rate used for interest cost		12.50%	14.75%
Discount rate used for year end obligation		12.50%	11.75%
Expected rate of increase in salary level - per annum		11.50%	10.75%
Average duration of liability		6 years	6 years
Expected mortality rate		SLIC 2001-2005 Setback 1 Year	
Actuarial valuation method		Projected unit credit method	

17.5 The charge for the year has been allocated as under:

Cost of revenue	25	14,777,771	25,250,115
Administrative expenses	26	5,642,421	14,505,384
Selling and distribution expenses	27	6,448,482	13,968,146
		26,868,674	53,723,645

17.6 Estimated expenses to be Charged for the year 2026-2027

	2027
	(Rupees)
Current service cost	11,812,025
Interest cost	13,090,853
	24,902,878

17.7 Year end sensitivity analysis on defined benefit obligation

	2026	2025
	(Rupees)	
Period end sensitivity analysis on present value of defined benefit obligation:		
Discount rate + 100 bps	98,658,619	164,888,402
Discount rate - 100 bps	111,170,729	186,547,383
Increase in salary level + 100 bps	111,168,270	186,870,512
Increase in salary level - 100 bps	98,657,407	164,419,387

The Company faces the following risks on account of staff gratuity scheme:

- **Final Salary Risk** – the risk that the final salary at the time of cessation of service is greater than what we assumed. Since the benefit is calculated on the final salary, which will closely reflect inflation and other macroeconomic factors, the benefit amount increases as salary increases.

- **Mortality Risk** - The risk that the actual mortality experience is different than the assumed mortality. This effect is more pronounced in schemes where the age and service distribution is on the higher side.

- **Withdrawal Risk** - The risk of actual withdrawals experience is different from assumed withdrawal probability. The significance of the withdrawal risk varies with the age, service and the entitled benefits of the beneficiary.

Mitchell's Fruit Farms Limited
NOTES TO AND FORMING PART OF THE FINANCIAL STATEMENTS
FOR THE YEAR ENDED JUNE 30, 2026

17.8 The comparative statement of present value of defined benefit obligations is as under:

	2026	2025	2024	2023	2022
	(Rupees)				
Present value of defined benefit obligation	104,726,824	175,021,241	139,115,300	124,007,195	109,859,964
Fair value of plan asset	-	-	-	-	-
Net liability	104,726,824	175,021,241	139,115,300	124,007,195	109,859,964

17.9 Expected benefit payments for the next ten years and beyond:

1 year	11,383,431
2 year	13,985,015
3 year	16,695,550
4 year	19,122,269
5 year	21,761,324
6 years & beyond	118,930,427

17.10 Accumulated compensated absences

	2026	2025
	(Rupees)	
Opening liability	10,635,627	7,902,930
Current service cost	6,374,579	3,107,844
Past service cost	(9,760,385)	-
Interest on defined benefit liability	1,233,267	894,187
Benefits paid	(558,939)	(3,681,293)
Actuarial (gain)/loss	(960,989)	2,411,959
	6,963,160	10,635,627
Current portion shown under current liability	-	-
Liability as at period end	6,963,160	10,635,627

17.11 The charge for the year has been allocated as under:

	Note	2026	2025
		(Rupees)	
Cost of revenue	25	-	3,669,273
Administrative expenses	26	-	1,200,795
Selling and distribution expenses	27	-	1,543,921
Other income	30	(2,152,539)	-
		(2,152,539)	6,413,989

17.12 Actuarial assumptions

	2026	2025
Discount rate used for interest cost	12.50%	14.75%
Discount rate used for year end obligation	12.50%	11.75%
Expected rate of increase in salary level - per annum	11.50%	10.75%
Average duration of liability	9 years	9 years
Expected mortality rate	SLIC 2001-2005 Setback 1 Year	
Actuarial valuation method	Projected unit credit method	

17.13 Period end sensitivity analysis on present value of defined benefit obligation:

	2026	2025
	(Rupees)	
Discount rate + 100 bps	6,366,374	10,005,726
Discount rate - 100 bps	7,615,412	11,360,652
Increase in salary level + 100 bps	7,615,897	11,329,321
Increase in salary level - 100 bps	6,366,662	10,024,259

17.14 Deferred income

' This represents assets donated to the Company by World Health Organization, recognized and amortized in accordance with the Company's policy. The movement in the deferred income during the year is as follows:

	2026	2025
	(Rupees)	
Opening balance	2,614,769	2,905,299
Amortization during the year	(2,614,769)	(290,530)
Closing balance	-	2,614,769

17.14.1 During the year, the remaining balance of deferred income relating to assets donated by the World Health Organization has been fully recognised in profit or loss.

Note 18
Diminishing Musharaka Finance

	2026	2025
	(Rupees)	
Diminishing musharaka finance	93,255,776	-
Less: current portion	(19,548,545)	-
	73,707,231	-

18.1 This represents a Diminishing Musharaka facility of Rs. 100 million from MCB Islamic Bank Limited for procurement of vehicles, against which Rs. 97,742,723 was obtained during the year. The Bank's Musharaka units are purchased periodically from the Company's own sources over a tenor of up to five years. Profit is payable at six months KIBOR plus 1% per annum. The facility is secured by ownership / hire purchase agreement over the financed vehicles in favour of the Bank.

18.2 Movement in diminishing musharakah finance

	2026	2025
	(Rupees)	
Opening balance	-	-
Obtained during the year	97,742,723	-
Repaid during the year	(4,486,947)	-
Closing balance	93,255,776	-

Note 19
Deferred Taxation

	2026	2025
	(Rupees)	
The asset for deferred taxation comprises temporary differences relating to:		
- Accelerated tax depreciation & amortization	97,595,347	91,386,426
- Employee retirement benefits	(32,390,095)	(54,666,771)
- Provisions	(54,967,659)	(22,849,034)
- Deferred income	-	(758,283)
- Unabsorbed depreciation and amortization	(160,988,197)	(145,607,137)
- Business losses	(189,156,040)	(251,503,606)
- Unused tax credits available / minimum tax	(96,782,219)	(58,386,014)
- Deferred tax asset	(436,688,863)	(442,384,420)
- Unrecognized deferred tax asset	436,688,863	442,384,420
	-	-

19.1 Business tax losses and unused tax credits available against which deferred tax asset has not been recognized, will expire as follows:

Tax year	Business Losses	Minimum Tax	Tax Year in Which Min Tax Will Expire	Tax Year in Which Loss Will Expire
2021	55,628,938	-	-	2027
2022	514,221,511	-	-	2028
2024	-	32,945,915	2026	-
2025	-	26,742,196	2027	-
2026	82,411,757	37,094,108	2028	2032
	652,262,206	96,782,219		

Note 20
Trade and Other Payables

	Note	2026	2025
		(Rupees)	
Trade creditors		235,822,064	374,507,058
Accrued liabilities		102,557,228	69,108,544
Contract liabilities	20.1	47,641,929	20,748,493
Refund liabilities / provision against sales return		51,357,209	39,002,954
Retention money from vendors	20.2	179,000,000	-
Provident fund payable	20.3	9,466,447	-
Provision for duties payables		24,886,890	-
Workers' (Profit) Participation Fund	20.4	2,783,508	2,470,058
Workers' Welfare Fund	20.5	1,762,312	2,239,772
Payable to employees	20.6	5,468,726	40,718,121
Withholding sales tax payable		32,097,946	9,503,465
Withholding income tax		28,467,320	36,275,496
		721,311,579	594,573,961

20.1 This represents balances relating to customers for sales to be recognized after the year-end. Revenue recognized during the year, which was included in the contract liabilities balance as at the beginning of the period, amounts to Rs. 16.93 million (2025: Rs. 10.77 million).

20.2 This represents security deposits received from distributors under their respective agreements, as a guarantee for performance of contractual obligations. These deposits are received into the Company's operating bank accounts and are not maintained separately, as the underlying agreements do not require such segregation, and no interest is payable thereon.

20.3 This represents contributions of the Company and its employees to the provident fund, together with profit accrued thereon, retained by the Company pending registration of the provident fund. The Company has applied for approval and registration of the fund, and the process is currently in progress. The balance will be transferred to the provident fund trust upon completion of the registration. This includes Rs. 2,593,112 (2025: Nil) in respect of the Chief Executive

20.4 Workers' (Profit) Participation Fund

	2026	2025
	(Rupees)	
Opening balance	2,470,058	9,319,139
Add: Interest for the year	313,450	-
Add: Provision for the year	-	2,470,058
Less: Payments made during the year	-	(9,319,139)
Closing balance	2,783,508	2,470,058

20.5 Workers' Welfare Fund

	2026	2025
	(Rupees)	
Opening balance	2,239,772	4,968,143
Add: Provision for the year	693,156	1,120,616
Less: Payments made during the year / reversal	(1,170,616)	(3,848,987)
Closing balance	1,762,312	2,239,772

20.6 This includes Rs. 2.05 million received in advance from the Chief Executive against the amount payable in respect of a company-maintained vehicle exceeding the prescribed limit.

Note 21
Finances under Markup Arrangements

	Note	2026	2025
		(Rupees)	
Finances under mark up arrangements - secured	21.1	429,324,552	408,898,395

21.1 This represents running finance and export refinance facilities availed from various banks to meet the working capital requirements of the Company with a cumulative sanctioned limit amounting to Rs. 750 million (2025: Rs. 460 million). Mark up on these facilities ranges from 3 months KIBOR/SBP Rate plus 0.5% to 2.5% margin per annum (2025: 1 to 3 months KIBOR plus 0.5% to 2.5% margin per annum) and is payable on quarterly basis. The aggregate short term facilities are secured by a first and joint pari passu charge on the present and future fixed assets (excluding freehold land) of the Company, stores and spares, stock in trade and trade debts-unsecured of the Company.

21.1.1 The details of credit facilities available to the Company are as under:

	2026			2025		
	Available Limit	Utilised Credit	Unavailed Credit	Available Limit	Utilised Limit	Unavailed Credit
	------ Rupees in million ------			------ Rupees in million ------		
Funded						
Short term borrowings						
Conventional mode of finance	520	330	190	430	409	21
Islamic financing	200	99	101	-	-	-
	720	429	291	430	409	21
Unfunded facilities						
Letter of credits (sublimit)	100	14	86	100	15	85
Letter of guarantees	30	17	13	30	17	13
	130	31	99	130	32	98

Note 22
Loan from Related Parties - unsecured

	Note	2026	2025
		(Rupees)	
Loan from related parties - Interest bearing	22.1	40,000,000	204,000,000

22.1 Loan from related parties - Interest bearing

		2026	2025
		(Rupees)	
Mr. Najam Aziz Sethi		-	27,000,000
Ms. Syeda Matanat Ghaffar		-	102,000,000
Ms. Syeda Maimanat Mohsin		-	75,000,000
CCL Holding (Private) Limited	22.2	40,000,000	-
		40,000,000	204,000,000

22.1.1 During the year, the Company fully repaid the former sponsors loan amounting to Rs. 204 million from proceeds of land disposed of during the period. These loans carried mark-up @ 3 months KIBOR plus 1% (June 30, 2025: 3 months KIBOR plus 1% margin) per annum.

22.2 Movement in loan from related party - CCL Holding (Private) Limited:

		2026	2025
		(Rupees)	
Opening balance		-	-
Obtained during the year		90,000,000	-
Repaid during the year		(50,000,000)	-
Closing balance	22.2.1	40,000,000	-

22.2.1 This loan carries mark-up @ 3 months KIBOR plus 0.9% markup (June 30, 2025: Nil) per annum.

Note 23
Contingencies and Commitments

23.1 Contingencies

23.1.1 Income tax

(i) 'The Additional Commissioner Inland Revenue ('AdCIR') under section 122 of ITO 2001 vide order dated May 28, 2013 in respect of tax year 2011, raised a demand of Rs. 27,623,785 on account of disallowance of certain expenditures and adjustment of minimum tax of prior years. The Company paid the said demand and under protest preferred an appeal before the Commissioner Inland Revenue (Appeals) which was partially decided in Company's favor resulting in a refund of Rs. 18,928,185 vide order dated October 23, 2013. For further refund, the Company filed an appeal before the Appellate Tribunal Inland Revenue ('ATIR') which was decided against the Company vide order dated March 18, 2021. Being aggrieved, the Company filed an appeal in Honorable Lahore High Court, which is pending adjudication. The Company on the basis of opinion of the tax advisor is hopeful of favorable outcome of the case.

(ii) The Additional Commissioner Inland Revenue (AdCIR), through an order dated November 30, 2015 under section 122 of the Income Tax Ordinance, 2001 ("ITO"), raised a demand of Rs. 27,277,108 on account of proration of expenses and disallowance of certain expenditures under sections 21(c) and 24 of ITO 2001. The Company preferred an appeal before the Commissioner Inland Revenue (Appeals) [CIR(A)], who vide order dated January 25, 2016 partially allowed the Company's appeal, resulting in a reduced demand of Rs. 698,437. Subsequently, both the Company and the AdCIR filed cross appeals before the Appellate Tribunal Inland Revenue (ATIR). The appeal filed by the AdCIR was heard on February 21, 2023, and the ATIR, through order dated April 26, 2023, remanded the matter back to the CIR(A) for fresh adjudication.

Meanwhile, in order to give effect to the earlier CIR(A) order, the AdCIR passed an order dated June 24, 2017 under section 124 read with section 129 of ITO 2001, resulting in a refund of Rs. 997,512. However, the said order did not allow deduction for "Provision for gratuity" as directed by the CIR(A). The Company, therefore, filed a rectification application, pursuant to which the AdCIR passed a rectified order dated June 21, 2019, reducing the assessed income by Rs. 4,315,196.

As at the reporting date, the CIR(A) has not initiated proceedings pursuant to the remand order of the ATIR. Based on the advice of its tax advisor, the Company is confident of a favorable outcome and, accordingly, no provision has been recorded in these financial statements.

(iii) The Additional Commissioner Inland Revenue ('AdCIR') under section 122 of ITO 2001 vide order dated 2022 in respect of tax year 2015, raised a demand of Rs 36,441,960 on account of disallowance of certain expenditures under section 21 of ITO 2001. The Company filed appeal before the Commissioner Inland Revenue (Appeals), which has been decided against the Company vide order dated October 14, 2021. Being aggrieved, the Company filed an appeal before the Appellate Tribunal Inland Revenue ['ATIR'], which is pending adjudication. The Company on the basis of opinion of the tax advisor is hopeful of favorable outcome of the case.

23.1.2 Sales tax

(i) The Additional Commissioner Punjab Revenue Authority ('AdC') passed an order dated May 06, 2021 and created a demand of Rs. 38,276,032 on issues on account of short deducted / deposited withholding sales tax. The Company filed an appeal before Commissioner Appeals PRA[C(AP)], which, vide his appellate order dated May 06, 2024, remanded back the case to AdC. Further, AdC has not yet initiated proceedings. The Company on the basis of opinion of the tax advisor is hopeful of favorable outcome of the case.

(ii) The Deputy Commissioner Inland Revenue (DCIR) vide its order dated July 31, 2023 raised principle demand of 11,121,049. The Company filed an appeal before the Commissioner Inland Revenue (Appeals) CIR(A), who vide its order dated September 25, 2023 deleted the penalty of Rs. 3,992,013 and upheld the order of DCIR to the extent of Rs. 7,220,036. Being Aggrieved with the order of CIR(A), the Company filed an appeal before ATIR which is pending for hearing. However, as per the tax advisor of the Company, any financial exposure in this respect cannot be commented at this stage.

(iii) The Company received a Show Cause Notice under Section 11(E) of the Sales Tax Act, 1990, pursuant to which the DCIR created a principal sales tax demand of Rs. 168.943 million, together with a penalty of Rs. 8.447 million and applicable default surcharge. Subsequently, the CIR(A) partially upheld a demand of Rs. 5.769 million and directed to OIR to verify the recored Rs. 44.146 million Purchase from vendors subsequently suspended/blacklisted. The Company has filed an appeal before the Appellate Tribunal Inland Revenue (ATIR) against the portion upheld by the CIR(A). Based on the opinion of its legal and tax advisors, management believes that the Company has a strong case and expecting favourable order.

23.1.3 Legal & Others

(i) Dr. Abdul Rauf s/o Muhammad Yaqoob (plantiff), has filed a petition before Senior Civil Court on December 09, 2023 against the Company (defendant) that his grandfather had vast land properties that are currently occupied by the defendant. The suit is pending for adjudication. The Company on the basis of opinion of the legal advisor is hopeful of favorable outcome of the case.

(ii) During the year 2026, one of the ex-employees of the Company Mr. Shoaib Khan has filed a case before National Industrial Relation Commission (NIRC) dated. Additionally, the company has lodged an FIR No. 675/2026 against him.The Company on the basis of opinion of the legal advisor is hopeful of favorable outcome of the case.

(iii) The Company has initiated legal proceedings against its former employee, Mr. Waqas Ahmed (U/S 408 PPC), on account of alleged financial misappropriation during his tenure as Assistant Manager Procurement, amounting to Rs. 9.1 million. In response, Mr. Waqas Ahmed has filed a counter application (U/S 22A/B) against the Company and its management. Based on the opinion of the Company's legal counsel, no financial liability is expected to arise for the Company from these proceedings.

(iv) A grievance petition has been filed by a former employee against the Company before the National Industrial Relations Commission (NIRC), Multan Bench, challenging the termination of his employment. The matter is currently pending before the NIRC, with the next date of hearing scheduled for 8 July 2026 for examination-in-chief of the respondents, including the Company. The Company is vigorously contesting the matter and is hopeful that the grievance petition will be dismissed.

(v) Phreakin Digital has filed an application under Section 20 of the Arbitration Act for appointment of arbitration to adjudicate on their claim of unpaid invoices to the tune of Rs. 7,030,345. As per legal Advisor of the Company, there is likelihood that the question of maintainability will be decided in the favor Company and the case will be dismissed.

(vi) Proceedings against Mr. Khurram Inam relate to an alleged infringement involving sales tax amounting to Rs. 5 million pertaining to Mitchell's Fruit Farms Limited. Mr. Khurram Inam had issued a cheque against the said amount, which was subsequently dishonoured upon presentation. Consequently, an FIR has been registered against him under Section 489-F of the Pakistan Penal Code. The matter is presently pending adjudication before the competent court and the ultimate outcome cannot presently be determined. Mitchell's Fruit Farms Limited has initiated legal proceedings against M/s Taimoor Traders for recovery of the remaining outstanding amount of approximately Rs. 2.7 million. A summary suit has been filed by the Company in this respect. The matter is presently pending adjudication before the competent court and the ultimate outcome cannot presently be determined.

23.2 Commitments

(i) Letters of credit for purchase of raw and packing materials amount to Rs. 13.7 million (2025: Rs. 15 million).

23.3 Guarantees

The Company is liable for guarantee issued in favor of Sui Northern Gas Pipelines Limited on account of payment of dues against gas consumption amounting to Rs. 17.21 million (2025: Rs. 17.21 million).

Note 24
Revenue

	2026	2025
	(Rupees)	
Local	3,119,819,170	2,791,471,391
Export	778,712,601	681,021,446
	3,898,531,771	3,472,492,837
Less: Sales tax - on local sales	440,614,441	392,709,259
Sales returns, trade discounts and incentives	490,388,660	417,048,127
	(931,003,101)	(809,757,386)
	2,967,528,670	2,662,735,451

24.1 All the revenue is recognized at a point in time.

24.2 The Company's net revenue, based on geographical location, is presented below:

		2026	2025
		(Rupees)	
Pakistan		2,228,425,713	2,010,750,040
International Sales	24.2.1	739,102,957	651,985,411
		2,967,528,670	2,662,735,451

24.2.1 International sales comprise revenue from customers located in the following regions:

	2026	2025
	(Rupees)	
North America	254,013,247	275,585,316
Middle East	247,008,754	173,194,613
Europe	186,514,632	158,190,974
Asia Pacific	51,566,324	45,014,508
	739,102,957	651,985,411

Note 25
Cost of Sales

	Note	2026	2025
		(Rupees)	
Raw and packing materials consumed		1,726,605,833	1,540,400,860
Salaries, wages and other benefits	25.1	321,184,051	264,055,830
Boiler expenses		64,569,656	54,237,512
Freight and octroi		-	1,861,599
Travelling and vehicle running		6,308,123	3,745,047
Repairs and maintenance		6,118,252	6,062,172
Power, water and gas		69,951,924	77,066,381
Insurance		1,847,602	3,069,696
Rent, rates and taxes	25.2	7,999,213	5,469,064
Provision for slow moving and obsolete stock	10.2	-	1,460,891
Depreciation on property, plant and equipment	5.1.1	40,151,417	42,790,984
Other expenses		3,316,902	3,721,050
		2,248,052,973	2,003,941,086
Work in process			
Opening stock		278,550,030	165,035,401
Closing stock		(366,834,403)	(278,550,030)
		(88,284,373)	(113,514,629)
Cost of goods manufactured		2,159,768,600	1,890,426,457
Finished goods			
Opening stock		133,459,817	135,581,652
Closing stock		(152,767,803)	(133,459,817)
		(19,307,986)	2,121,835
		2,140,460,614	1,892,548,292

25.1 This includes Rs. 14.78 million (2025: Rs. 25.25 million) in respect of staff retirement benefits.

25.2 This represents lease rentals recognised on leases classified as short term.

Note 26
Administrative Expenses

	Note	2026	2025
		(Rupees)	
Salaries, wages and other benefits	26.1	120,374,456	86,414,109
Travelling and vehicle running		16,892,588	7,973,427
Entertainment		5,680,924	1,470,071
Directors meeting fee		3,450,000	850,000
Repairs and maintenance		834,316	374,877
Insurance		8,943,283	3,143,848
Rent, rates and taxes	26.2	17,502,148	11,976,511
Power, water and gas		4,324,571	4,390,013
Printing and stationery		1,170,368	663,172
Postage and telephone expenses		3,031,870	1,346,622
Legal and professional services	26.3	81,125,821	72,466,679
Depreciation on property, plant and equipment	5.1.1	9,449,428	4,932,705
Amortization of intangible assets	6.1.1	3,884,163	4,855,034
Other expenses		1,127,953	2,616,773
		277,791,889	203,473,841

26.1 This includes Rs. 5.64 million (2025: Rs. 14.50 million) in respect of gratuity and Rs. 4.7 million (2025: Rs. Nil) in respect of provident fund.

26.2 This represents lease rentals recognised on leases classified as short term.

26.3 Auditors' remuneration	2026	2025
	(Rupees)	
Audit fee	2,250,000	1,925,000
Half yearly review fee	925,000	786,500
	3,175,000	2,711,500
Certification fee	150,000	125,000
	3,325,000	2,836,500

Note 27
Selling and Distribution Expenses

	Note	2026	2025
		(Rupees)	
Selling and related expenses		305,412,915	198,109,951
Salaries, wages and other benefits	27.1	143,432,995	111,106,875
Travelling and vehicle running		22,119,809	18,991,853
Freight expenses		48,230,908	40,751,071
Advertisement		32,336,217	5,957,656
Fee and subscription		5,036,404	6,727,407
Rent, rates and taxes	27.2	1,753,844	1,681,562
Entertainment		542,275	511,357
Repairs and maintenance		219,584	16,781
Insurance		163,685	776,704
Power, water and gas		485,966	601,056
Printing and stationery		64,850	39,221
Postage and telephone		660,533	550,335
Depreciation on property, plant and equipment	5.1.1	2,311,096	600,054
		562,771,081	386,421,883

27.1 This includes Rs. 6.45 million (2025: Rs. 13.97 million) in respect of staff retirement benefits.

27.2 This represents lease rentals recognised on leases classified as short term.

Mitchell's Fruit Farms Limited
NOTES TO AND FORMING PART OF THE FINANCIAL STATEMENTS
FOR THE YEAR ENDED JUNE 30, 2026

Note 28
Other Operating Expenses

	Note	2026	2025
		(Rupees)	
Allowance for expected credit losses	11.1	19,602,923	5,519,887
Loss on disposal operating fixed assets		-	124,019
Provision for sales tax refundable	12.4	50,502,284	-
Provision for slow moving and obsolete stock	10.2	65,700,781	-
Provision for doubtful advances	12.3	1,019,632	-
Balances written off - net		-	50,522,333
Exchange loss - net		2,828,417	-
Provision for duty and tax remission for exports	20	24,886,890	-
Fines and penalties		1,498,149	1,849,756
Workers' (Profit) Participation Fund	20.4	-	2,470,058
Workers' Welfare Fund	20.5	693,156	1,120,616
		166,732,232	61,606,669

Note 29
Finance Cost

	2026	2025
	(Rupees)	
Finances under markup arrangements - secured	42,545,251	46,811,251
Interest on provident fund payable	204,959	-
Interest on Workers' (Profit) Participation Fund	313,450	-
Loan from related parties - unsecured	9,841,885	32,986,521
Bank and other charges	7,241,726	5,556,711
Markup on diminishing musharaka	4,272,829	-
	64,420,100	85,354,483

Note 30
Other Income

		2026	2025
		(Rupees)	
Scrap sales		7,632,276	7,724,386
Gain on disposal of property, plant and equipment		230,319,753	-
Gain on revaluation of biological assets		2,166,251	1,380,297
Amortization of deferred income	17.14	2,614,769	290,530
Income on savings account		7,022,957	1,978,803
Gain on accumulated compensated leaves		3,440,559	-
Reversal of liability for other employee benefits	17.1	2,849,240	-
Rental income		4,445,482	-
Reversal of provision against advances	12.3	6,694,165	-
Exchange gain - net		-	1,558,556
Liabilities written back		11,253,445	-
Others		173,001	625,988
		278,611,898	13,558,560

Note 31
Minimum Tax Differential

	Note	2026	2025
		(Rupees)	
Levy:			
- For the year		37,094,108	24,640,929
- Prior period adjustment		1,291,387	1,163,023
		38,385,495	25,803,952

31.1 Levy represents tax under final tax regime and minimum tax on turnover under section 113 of the Income Tax Ordinance, 2001. Minimum tax under section 113 is available for set off for two years against normal tax liability arising in future years, whereas tax under final tax regime is not available for set off against normal tax liability arising in future years.

31.2 The Company has recognized minimum tax at 1.25% of the revenue. Therefore, no tax reconciliation is given.

Note 32
Taxation

		2026	2025
		(Rupees)	
Current tax	32.1	-	13,893,874
Deferred tax	19	7,763,041)	5,517,483
		(7,763,041)	19,411,357

32.1 Reconciliation of Levy and Income tax under IAS-12

Current tax liability for the year as per applicable tax laws	38,385,495	45,215,309
Portion of current tax liability representing income tax as per IAS 12	-	(19,411,357)
Portion of current tax liability representing levy as per IFRIC 21 / IAS 37	(38,385,495)	(25,803,952)
Difference	-	-

Note 33
Earnings Per Share - Basic and Diluted

		2026	2025
		(Rupees)	
Net earnings for the year attributable to ordinary shareholders	Rupees	3,342,198	1,673,534
Weighted average number of ordinary shares outstanding during the year	Number	23,407,725	22,875,000
Earnings per share - Basic	Rupees	0.14	0.07

33.1 During the year, the Company issued 2,777,778 right shares at Rs. 180 per share which did not contain a bonus element; accordingly, earnings per share for the year ended June 2025 ,30 has not been restated.

33.2 Diluted earnings per share

There is no dilutive effect on the basic earnings per share of the Company as the Company has no such commitments that would result in dilution of earnings of the Company.

Note 34
Financial Risk Management

The Company's activities expose it to a variety of financial risks:

- Credit risk
- Liquidity risk
- Market risk (including currency risk, interest rate risk and other price risk)

The Company's overall risk management policy focuses on obtaining cost-efficient funding, as well as managing financial risk to minimize earnings volatility, provide maximum return to shareholders, and minimize potential adverse effects on the Company's financial performance.

34.1 Risk management framework

The Board of Directors has overall responsibility for establishment and oversight of the Company's risk management framework. The audit committee is responsible for developing and monitoring the Company's risk management policies. The committee regularly meets and any changes and compliance issues are reported to the Board of Directors.

Risk management systems are reviewed regularly by the audit committee to reflect changes in market conditions and the Company's activities. The Company, through its training and management standards and procedures, aims to develop a disciplined and constructive control environment in which all employees understand their roles and obligations.

The audit committee oversees compliance by management with the Company's risk management policies and procedures, and reviews the adequacy of the risk management framework in relation to the risks faced by the Company.

34.2 Credit risk

Credit risk represents the risk that one party to a financial instrument will cause a financial loss for the other party by failing to discharge an obligation. Credit risk arises from amounts receivable from customers of the Company, deposits with banks and other receivables.

The management has a credit policy in place and exposure to credit risk is monitored on a continuous basis. Credit evaluations are performed on all customers requiring credit over a certain amount. The Company does not require collateral in respect of financial assets. The Company does not have significant exposure to any individual counterparty. To manage credit risk the Company maintains procedures covering the application for credit approvals, granting and renewal of counterparty limits and monitoring of exposures against these limits. As part of these processes the financial viability of all counterparties is regularly monitored and assessed.

As of the reporting date, the maximum exposure to credit risk is equal to the carrying amount of the financial assets, as detailed below.

	Note	2026	2025
		(Rupees)	
Trade debts	11	418,380,961	436,737,207
Less: Allowance for expected credit losses (ECL)		(25,122,810)	(5,519,887)
		393,258,151	431,217,320
Bank balances	14	283,597,024	22,618,784
		676,855,175	453,836,104

Credit quality of financial assets is assessed by reference to external credit ratings, where available, or to historical information about counterparty default rates. All counterparties, with the exception of customers, have external credit ratings determined by various credit rating agencies. Credit quality of customers is assessed by reference to historical defaults rates and present ages.

The aging of trade debts as at the reporting date is as follows:

	2026	2025
	(Rupees)	
Not due	98,712,668	80,843,134
Past due 1 - 30 days	123,467,203	89,128,221
Past due 31 - 60 days	56,204,693	15,858,638
Past due 61 - 90 days	35,750,362	46,080,340
Past due 91 - 180 days	75,660,024	105,373,800
Past due 181 - 365 days	11,377,691	71,299,079
More than 365 days	17,208,320	28,153,995
	418,380,961	436,737,207

The credit quality of financial assets that are neither past due nor impaired can be assessed by reference to external credit ratings (if available) or to historical information about counterparty default rate:

	Credit ratings			2026	2025
	Short term	Long term	Agency	Rupees	
National Bank of Pakistan	A1+	AAA	PACRA	14,243,670	1,863,285
MCB Bank Limited	A1+	AAA	PACRA	799,807	787,333
Habib Bank Limited	A1+	AAA	JCR-VIS	132,835,884	13,541,298
Bank Al Habib	A1+	AAA	PACRA	148,567	5,349,849
Meezan Bank Limited	A1+	AAA	JCR-VIS	104,042,864	1,077,019
MCB Islamic Bank	A1	A	PACRA	30,976,232	-
Askari Bank Limited	A1+	AA	PACRA	550,000	-
				283,597,024	22,618,784

Due to the Company's long standing business relationships with these counterparties and after giving due consideration to their strong financial standing, the management does not expect non-performance by these counter parties on their obligations to the Company. Accordingly, the credit risk is minimal.

34.3 Liquidity risk

Liquidity risk is the risk that the Company will encounter difficulty in meeting obligations associated with financial liabilities. The Company manages liquidity risk by maintaining sufficient cash and the availability of funding through an adequate amount of committed credit facilities. As at reporting date, the Company has Rs. 750 million (2025: Rs. 460 million) available borrowing limits from financial institutions [unutilised: Rs. 189 million (2025: Rs. 149 million)] and Rs. 283.60 million (2025: Rs. 22.96 million) cash and bank balances. Following are the contractual maturities of financial liabilities:

The table below analyses the Company's financial liabilities into relevant maturity groupings based on the remaining period at the reporting date to contractual maturity dates. The amounts disclosed in the table are the contractual undiscounted cash flows:

Contractual maturities of financial liabilities as at June 30, 2026:

	Carrying Amount	Contractual cash flows	Within 1 Year	1-2 Year	2-5 Years	More than 5 Years
	(Rupees)					
Trade and other payables	532,314,465	532,314,465	532,314,465	-	-	-
Finance under markup arrangements - secured	429,324,552	429,324,552	429,324,552	-	-	-
Diminishing musharaka finance	93,255,776	93,255,776	19,548,545	19,548,545	54,158,686	-
Unclaimed dividend	1,912,754	1,912,754	1,912,754	-	-	-
Accrued finance cost	12,226,867	12,226,867	12,226,867	-	-	-
Loan from related parties - unsecured	40,000,000	40,000,000	40,000,000	-	-	-
	576,719,949	576,719,949	503,012,718	19,548,545	54,158,686	-

Contractual maturities of financial liabilities as at June 30, 2025:

	Carrying Amount	Contractual cash flows	Within 1 Year	1-2 Year	2-5 Years	More than 5 Years
	(Rupees)					
Trade and other payables	484,333,723	484,333,723	484,333,723	-	-	-
Finance under markup arrangements - secured	408,898,395	408,898,395	408,898,395	-	-	-
Unclaimed dividend	1,912,754	1,912,754	1,912,754	-	-	-
Accrued finance cost	16,997,838	16,997,838	16,997,838	-	-	-
Loan from related parties - unsecured	204,000,000	204,000,000	204,000,000	-	-	-
	1,116,142,710	1,116,142,710	1,116,142,710	-	-	-

34.4 Market risk

(i) Currency risk

Currency risk is the risk that the fair value or future cash flows of a financial instrument will fluctuate because of changes in foreign exchange rates. Currency risk arises mainly from future commercial transactions or receivables and payables that exist due to transactions in foreign currencies.

The Company is exposed to currency risk arising from various currency exposures, primarily with respect to the United States Dollar (USD). Currently, the Company's foreign exchange risk exposure is restricted to the amounts receivable/payable from/to the foreign entities. The Company's exposure to currency risk at the reporting date is as follows:

	Note	2026	2025
		(Rupees)	
Foreign debtors	11	145,063,113	109,817,781
Outstanding letters of credit		(13,721,268)	(15,000,000)
Net exposure		131,341,845	94,817,781

The following significant exchange rates were applied during the year:

Rupees per USD	2026	2025
	(Rupees)	
Average rate	280.88	280.82
Reporting date rate	278.16	283.60

Sensitivity analysis

'If the functional currency, at reporting date, had weakened / strengthened by 1% against the USD with all other variables held constant, the impact on profit before taxation for the year would have been Rs. 1.313 million (2025: Rs. 0.948 million) respectively lower / higher, mainly as a result of exchange losses / gains on translation of foreign exchange denominated financial instruments. This sensitivity analysis reflects exposure as at the reporting date and is unrepresentative of the exposure during the year.

(ii) Price risk

'Price risk represents the risk that the fair value or future cash flows of a financial instrument will fluctuate because of changes in market prices (other than those arising from interest rate risk or currency risk), whether those changes are caused by factors specific to the individual financial instrument or its issuer, or factors affecting all similar financial instruments traded in the market. The Company is not exposed to equity price risk.

(iii) Interest rate risk

Interest rate risk represents the risk that the fair value or future cash flows of a financial instrument will fluctuate because of changes in market interest rates.

The Company's interest rate risk arises from short term borrowings and bank balances - savings accounts. Borrowings obtained at variable rates expose the Company to cash flow interest rate risk.

'At the reporting date, the interest rate profile of the Company's interest bearing financial instruments was:

	2026	2025
	(Rupees)	
Floating rate instruments - Financial assets		
Bank balances - savings accounts	113,723,944	11,840,785
Floating rate instruments - Financial liabilities		
Loan from related party - unsecured	40,000,000	204,000,000
Finances under markup arrangements	339,444,552	326,898,395
Diminishing musharaka finance	93,255,776	-
Fixed rate instruments - Financial liabilities		
Finances under markup arrangements	89,880,000	82,000,000

Cash flow sensitivity analysis for variable rate instruments

'If interest rates on floating rate instruments, at the reporting date, fluctuate by 1% higher / lower with all other variables held constant, profit before taxation for the year would have been Rs. 3.6 million (2025: Rs. 5.2 million) lower / higher, mainly as a result of higher/lower interest expense on floating rate borrowings.

34.5 Fair values

Fair value is the price that would be received to sell an asset or paid to transfer a liability in an orderly transaction between market participants at the measurement date, in the principal or, in its absence, the most advantageous market to which the Company has access at that date. The fair value of a liability reflects its non-performance risk.

The carrying values of all financial assets and financial liabilities, which are measured at amortised cost, are estimated to approximate their fair values, as these are either short-term in nature or carry variable rates of profit that are periodically repriced to market rates.

The Company measures fair values using the following fair value hierarchy, which reflects the significance of the inputs used in making the measurements:

Level 1	Quoted market prices
Level 2	Valuation techniques (market observable)
Level 3	Valuation techniques (non market observable)

The Company held the following biological assets measured at fair value:

	Total	Level 1	Level 2	Level 3
	(Rupees)			
Biological assets - 2026	6,125,000	-	6,125,000	-
Biological assets - 2025	3,958,749	-	3,958,749	-

34.6 Financial instruments by categories

Financial assets as at June 30, 2026

	At amortized cost	Fair value through profit or loss	At fair value through other comprehensive income	Total
	(Rupees)			
Trade debts - unsecured	393,258,151	-	-	393,258,151
Cash and bank balances	283,597,024	-	-	283,597,024
	676,855,175 -	-	-	676,855,175

Financial assets as at June 30, 2025

	At amortized cost	Fair value through profit or loss	At fair value through other comprehensive income	Total
	(Rupees)			
Trade debts - unsecured	431,217,320	-	-	431,217,320
Cash and bank balances	22,958,719	-	-	22,958,719
	454,176,039	-	-	454,176,039

Financial liabilities at amortized cost	Note	2026	2025
		(Rupees)	
Trade and other payables	20	532,314,465	484,333,723
Finances under markup arrangements	21	429,324,552	408,898,395
Diminishing musharaka finance		93,255,776	-
Loan from related parties - unsecured	22	40,000,000	204,000,000
Accrued finance cost		12,226,867	16,997,838
Unclaimed dividends		1,912,754	1,912,754
		1,109,034,414	1,116,142,710

Note 35

Capital Risk Management

The Company's objective when managing capital is to safe guard the Company's ability to continue as a going concern so that it can provide returns for shareholders and benefits for other stakeholders and to maintain a strong capital base to support the sustained development of its business. The Company manages its capital structure by monitoring return on net assets and makes adjustments to it in the light of changes in economic conditions. In order to maintain or adjust the capital structure, the Company may adjust the amount of dividend paid to shareholders or issue new shares.

Consistent with others in the industry and the requirements of the lenders, the Company monitors the capital structure on the basis of gearing ratio. This ratio is calculated as net debt divided by total equity (as shown in the statement of financial position). Net debt is calculated as total borrowings (including current and non-current borrowings) less cash and bank balances and liquid investments. The Company is not exposed to any externally imposed capital requirements.

As at the reporting date, the gearing ratio of the Company was worked out as under:

	2026	2025
	(Rupees)	
Loan from related parties - unsecured	40,000,000	204,000,000
Diminishing musharaka finance	93,255,776	-
Finances under markup arrangements	429,324,552	408,898,395
Cash and bank balances	(283,597,024)	(22,958,719)
Net debt	278,983,304	589,939,676
Total equity	1,103,172,922	580,824,620
Total capital employed	1,382,156,226	1,170,764,296
Gearing ratio	20%	50%

Note 36

Operating Segments

The financial information has been prepared on the basis of a single reportable segment.

36.1 The Company's net revenue from external customers by geographical location is given as under:

	2026	2025
	Percentage	
Pakistan	75.09%	75.51%
North America	8.56%	10.35%
Middle East	8.32%	6.50%
Europe	6.29%	5.94%
Asia Pacific	1.74%	1.69%
	100%	100%

36.2 Revenues from one customer of the Company's grocery & confectionary business segment represents approximately 11%, Rs. 294,860,790 (2025: Rs. 339,314,348) of the Company's total revenues.

36.3 All non-current assets of the Company as at June 30, 2026 are located in Pakistan.

Note 37

Plant Capacity and Actual Production

The capacity of the plant is not determinable as it is a multi product plant capable of producing several interchangeable products.

	2026	2025
	Cartons	
Actual production:		
Groceries & Confectioneries	1,078,539	1,059,875

Note 38

Remuneration of Chief Executive Officer, Directors and Executives

	Chief Executive		Directors		Executives		Total	
	2026	2025	2026	2025	2026	2025	2026	2025
	(Rupees)							
Managerial remuneration	17,947,800	-	-	-	85,595,316	45,761,274	103,543,116	45,761,274
Retirement benefits	1,296,556	-	-	-	8,259,585	33,276,785	9,556,141	33,276,785
House rent allowance	5,522,400	-	-	-	26,337,020	18,304,510	31,859,420	18,304,510
Utilities	4,141,800	-	-	-	19,752,765	13,728,382	23,894,565	13,728,382
Car allowance	-	-	-	-	1,350,000	13,728,382	1,350,000	13,728,382
Meeting fee	-	125,000	3,450,000	725,000	-	-	3,450,000	850,000
	28,908,556	125,000	3,450,000	725,000	141,294,686	124,799,333	173,653,242	125,649,333
Number of persons	1	1	3	7	33	19	37	27

38.1 An Executive is defined as an employee, other than the Chief Executive and Directors, whose basic salary exceeds Rs. 1.2 million in a financial year.

38.2 The Chief Executive and employees are entitled to reimbursement of medical expenses as per the limits defined in the Company's policy.

38.3 The Company also provides certain employees with free use of Company maintained cars.

Note 39

Reconciliation of Movements of Liabilities to Cash Flows arising from Financing Activities

	As at June 30, 2025	Non-cash changes	Cash flows - net	As at June 30, 2026
	(Rupees)			
Issued, subscribed and paid up capital	228,750,000	-	27,777,780	27,777,780
Share Premium	609,335,878	-	472,222,260	472,222,260
Loan from ex-sponsor's	204,000,000	-	(204,000,000)	-
Loan from parent company - net	-	-	40,000,000	40,000,000
Diminishing musharaka finance - net	-	-	93,255,776	93,255,776
Finances under markup - arrangements	408,898,395	-	20,426,157	429,324,552
Total	1,450,984,273	-	449,681,973	1,062,580,368

	As at June 30, 2024	Non-cash changes	Cash flows - net	As at June 30, 2025
	(Rupees)			
Loan from related parties	204,000,000	-	-	204,000,000
Finances under markup - arrangements	212,585,223	-	196,313,172	408,898,395
Total	416,585,223	-	196,313,172	612,898,395

Note 40

Transactions with Related Parties

Related parties comprise associated companies due to common directorship, directors and key management personnel. The Company in the normal course of business carries out transactions with various related parties. The Company enters into transactions with related parties on the basis of mutually agreed terms. Significant balances and transactions with related parties are as follows:

Transactions during the year

	Basis of Relationship	Aggregate Shareholding	Nature of transaction	2026	2025
				(Rupees)	
CCL Holding (Private) Limited	Holding Company	63.207%	Obtained loan	90,000,000	-
			Loan repaid	50,000,000	-
			Finance cost - expense	4,205,616	-
			Finance cost - paid	-	-
CCL Pharamceuticals (Private) Limited	Associated Company	Nil	Sale	11,418	-
Mr. S.M. Mehdi Mohsin	Non-Executive Director	18.2060%	Purchase of goods	1,147,534	849,202
			Rent paid	4,850,083	4,991,843
			Expenses incurred on their behalf	1,135,738	1,756,761

Transactions during the year

Related party	Basis of Relationship	Aggregate Shareholding	Nature of transaction	2026	2025
				(Rupees)	
Mr. Kashif Sajjad Sheikh	Chairman of Board	0.0022%	Expenses incurred on their behalf	400,000	-
Mr. Usman Zafar Butt	Chief Executive	0.0000%	Received advance (Note 20.6)	2,048,613	-
Mr. Najam Aziz Sethi	Former Chief Executive	0.0063%	Loan repaid	27,000,000	-
			Finance cost - expense	745,977	4,365,862
			Finance cost - paid	1,038,465	4,583,564
Ms. Syeda Matanat Ghaffar	Spouse of Former Director	N/A	Loan obtained	-	-
			Loan repaid	102,000,000	-
			Finance cost - expense	2,818,134	16,493,261
			Finance cost - paid	3,923,087	15,898,497
Ms. Syeda Maimanat Mohsin	Spouse of Former Chief Executive	N/A	Finance cost - expense	2,072,158	12,127,397
			Finance cost - paid	2,884,624	10,535,155
			Adjustment	779,776	-
			Loan repaid	75,000,000	-
			Land disposal receipts	222,812,500	-
M/s. Vanguard Books (Private) Limited	Former Associated Company due to common directorship	N/A	Rent expense	16,199,680	11,952,931
			Rent paid	13,797,325	11,858,814
			Security deposit paid	800,000	-

Balances outstanding as at June 30,

Loans from directors / close relative - unsecured

	2026	2025
	Rupees	
Mr. Najam Aziz Sethi	-	27,000,000
Ms. Syeda Matanat Ghaffar	-	102,000,000
Ms. Syeda Maimant Mohsin	-	75,000,000
CCL Holding (Private) Limited	40,000,000	-
Accrued finance cost		
Mr. Najam Aziz Sethi	-	292,488
Ms. Syeda Matanat Ghaffar	-	1,104,953
Ms. Syeda Maimant Mohsin	-	1,592,242
CCL Holding (Private) Limited	4,205,616	-
M/s. Vanguard Books (Private) Limited		
Security deposit	3,200,000	2,400,000
Rent Payable	3,437,648	1,035,293
CCL Pharmaceuticals (Private) Limited	11,418	-
Mr. Usman Zafar Butt	2,048,613	-
Provident fund payable	9,466,447	-

40.1 There were no transactions with key management personnel other than those undertaken as per terms of their employment that have been disclosed in Note 40.

40.2 Sales and purchase transactions have been carried out on commercial terms and conditions under comparable uncontrolled price method.

40.3 In continuation of Note 1.3, the related party transactions disclosed above includes to entities and individuals that were considered related parties during the year. Further, following the change in the composition of the Board on October 16, 2025, Mr. Najam Aziz Sethi, Mr. Shahzad Ghaffar, Ms. Syeda Matanat Ghaffar, Ms. Syeda Maimanat Mohsin and M/s Vanguard Books (Private) Limited are no longer related parties of the Company.

40.4 The following are the related parties with whom the Company entered into transactions or had arrangements or agreements in place during the year:

Name	Relationship	% of Shareholding
Parent Company		
CCL Holding (Private) Company	Holding Company	63.207%
Associated Companies		
Dilsons (Private) Limited	Common directorship	Nil
CCL Pharmaceuticals (Private) Limited	Common directorship	Nil
Nexpharm Healthcare (Private) Limited	Common directorship	Nil
Cozcom (Private) Limited	Common directorship	Nil
Dilsons DMCC	Common directorship	Nil
Wholesun (Private) Limited	Common directorship	Nil
CCL Consumer Healthcare (Private) Limited	Common directorship	Nil
Chimera Life Sciences DMCC	Common directorship	Nil
CCL Life Sciences DMCC	Common directorship	Nil
CCL Holdings Limited Jafza	Common directorship	Nil
Dilawar Hussain Foundation	Common directorship	Nil
CCL Global DMCC	Common directorship	Nil
Strathealth Drug Store LLC	Common directorship	Nil
CCL International Vietnam Limited	Common directorship	Nil
AMVI Pharmaceuticals JSC	Common directorship	Nil
CCL Pharmaceuticals FZ LLC	Common directorship	Nil
DHS International (Private) Limited	Common directorship	Nil
Non-executive director		
Mr. Kashif Sajjad Sheikh	Chairman	0.0022%
Mr. S.M. Mehdi Mohsin	Non-executive director	18.2060%
Mr. Hassan Zubair Sheikh	Non-executive director	0.0022%
Mr. Nadeem Bin Javaid Sheikh	Non-executive director	0.0029%
Mr. Asim Dilawar Sheikh	Non-executive director	0.0022%
Key Management Personnel		
Mr. Usman Zafar Butt	Chief Executive Officer	0.0000%
Mr. Abdul Wahab Hameed	Chief Financial Officer	0.0000%
Ms. Ayesha Talat	Director HR & Admin	0.0000%
Ms. Wajeeha Qureshi	Director Marketing	0.0000%
Mr. Hassan Bin Aqeel	Director Supply Chain	0.0000%
Mr. Qaiser Siddique	Director Sales	0.0000%
Mr. Rashid Butt	Head of Internal Audit	0.0000%
Ms. Anum Ali	Company Secretary	0.0000%

Note 41

Shariah Screening Disclosures by Company Listed on Islamic Index

	Note	2026	2025
		(Rupees)	
Balance as at the reporting date			
Financing obtained as per Islamic mode:			
Diminishing musharaka finance	18	93,255,776	-
Istisna Arrangement	21	99,970,444	-
Interest / markup accrued on any conventional loan or advance		12,226,867	16,997,838
Shariah compliant bank deposits / bank balances	14	167,960,326	-
Long term and short term Shariah compliant investments		Not Applicable	Not Applicable
Transactions during the year			
Revenue earned from a Shariah compliant business segment	24	2,967,528,670	2,662,735,451
Break-up of late payments or liquidated damages		Not Applicable	Not Applicable
Gain or loss or dividend earned on shariah compliant investments or share of profit from shariah compliant associates		Not Applicable	Not Applicable
Profit earned from Shariah compliant bank deposits / bank balances	35	Not Applicable	Not Applicable
Exchange gain earned from actual currency		Not Applicable	Not Applicable
Exchange gain earned using conventional derivative financial instruments		Not Applicable	Not Applicable
Profit paid on Islamic mode of financing:			
Diminishing musharaka finance	29	4,272,829	-
Istisna Arrangement		70,719	-
Interest earned on any conventional loan or advance	30	7,022,957	1,978,803

Source and detailed breakup of other income, including breakup of other or miscellaneous portions of other income into Shariah-compliant and non compliant income:

	Note	2026	2025
		(Rupees)	
Shariah Compliant			
i) Gain on sale of operating fixed assets	30	230,319,753	-
ii) Scrap sales	30	7,632,276	7,724,386
iii) Rental income	30	4,445,482	-

41.1 Relationship with Shariah-compliant banks

Name	**Relationship**
MCB Islamic Bank Limited	Diminishing musharaka financing
Meezan Bank Limited	Bank balance/Istisna Arrangement

Note 42

Number of Employees

	Note	2026	2025
		Number	
Number of employees as at June 30,		274	276
Average number of employees during the year		275	280

Note 43

Date of Authorization for Issue

These financial statements were approved and authorized by the Board of Directors of the Company for issuance on October 1, 2026

Note 44

Subsequent Event

There were no subsequent events identified as at the reporting date.

Note 45

General

Corresponding figures have been re-arranged, wherever necessary, to facilitate better comparison. The following re-arrangement / reclassification has been made in these financial statements for better presentation of the financial statements.

Nature	**From**	**To**	2025
			Rupees
Statement of Financial Position			
Accrued liabilities	Others	Accrued liabilities (Note 20)	1,349,948
Accrued liabilities	Trade creditors	Accrued liabilities (Note 20)	2,312,225
Statement of Profit or Loss			
Meeting fee	Entertainment	Directors meeting fee (Note 26)	850,000
Freight expenses	Freight expenses - local	Freight expenses (Note 27)	29,081,984
Freight expenses	Freight expenses - export	Freight expenses (Note 27)	11,669,087

Chief Financial Officer

Chief Executive Officer

Chairman / Director

Notice Of Annual General Meeting

Notice is hereby given that the 94th Annual General Meeting of Mitchell's Fruit Farms Limited ("Company") will be held at 10:00 AM on Monday, October 26th, 2026 at the Crystal Hall, Faletti's Hotel, 24 Egerton Rd, Garhi Shahu, Lahore, to transact the following business:

ORDINARY BUSINESS:

1. To confirm minutes of the EOGM of the Company held on 8th December, 2025.
2. To receive, consider, and adopt the Annual Audited Accounts of the Company for the year ended June 30, 2026, together with the Directors' and Auditors' reports thereon.

   In accordance with Section 223 of the Companies Act, 2017 and pursuant to the S.R.O. 389(I)2023 dated March 21, 2023, the Annual Report of the Company, including the annual audited Financial Statements, Auditor's Report, Directors' Report, Chairman's Review Report and other reports contained therein, can be accessed and downloaded from the following link and QR enabled code.
3. To formalize a recommendation to the shareholders with regard to the appointment of the External Auditors of the Company for the year 2026-27.

OTHER BUSINESS:

1. To transact any other business which may be placed before the meeting with the permission of the Chair.

By Order of The Board

Lahore
Dated: 6th October, 2026

Anum Ali
Company Secretary

NOTES

1. Share transfer books of Mitchell's Fruit Farms Limited ("Company") will remain closed from 20th October 2026 to 26th October 2026 (both days inclusive) and no transfer will be registered during that time. Share transfer deeds received in order (including deposit requests under CDS) with the Share Registrar of the Company, i.e. Corplink (Private) Limited, Wings Arcade, 1-K (Commercial) Model Town, Lahore, up to 1:00 PM on 19th October will be considered in time for the purpose of entitlement of shareholders to attend and vote at the Annual General Meeting ("Meeting").

PARTICIPATION IN THE ANNUAL GENERAL MEETING

1. A member entitled to attend and vote at the Meeting is entitled to appoint another member as a proxy to attend the Meeting and vote on his/her behalf. In the case of a corporate entity, being a member, may appoint as its proxy any of its officials or any other person whether a member of the Company or not through Board Resolution/Power of Attorney.
2. The instrument appointing proxies duly stamped/signed and witnessed, in order to be effective must be received at the Company's Registered Office at 26-FCC, Gulberg IV, Lahore, not less than 48 hours before the Meeting. CDC account holders will further have to follow the below mentioned guidelines as laid down in circular No.1 dated January 26, 2000 issued by the Securities and Exchange Commission of Pakistan.

a. For Attending the Meeting:

i. In case of individuals, the account holder or sub-account holder and/or the person whose securities are in group account and their registration details are uploaded as per Regulations, shall authenticate his/her identity by showing his/her original Computerized National Identity Card (CNIC) or Original Passport at the time of attending the meeting.

ii. In case of corporate entities, the Board of Directors Resolution for appointment of Attorney with specimen signature of the nominee shall be produced (unless it has been provided earlier) at the time of meeting.

b. For Appointing Proxies:

i. In case of Individuals, the account holder or sub-account holder and/or the person whose securities are in group account and their registration details are uploaded as per Regulations, shall submit the proxy form as per the above requirement.

ii. The proxy form shall be witnessed by two persons whose names, addresses and CNIC numbers shall be mentioned in the form.

iii. Attested copies of CNIC of Passport of the beneficial owners and the proxy shall be furnished with the proxy form.

iv. The proxy shall produce his/her original CNIC or original Passport at the time of the meeting.

v. In case of corporate entities, the Board of Directors Resolution/Power of Attorney with specimen signature shall be submitted (unless it has been provided earlier) along with proxy form to the Company.

3. Change in Address:

The Shareholders are requested to immediately inform any change in their address to Company's Share Registrar or CDC Participant/Investor Account Services, as the case may be.

4. Deposit of Physical Shares in the CDC Account:

As per section 72 of the Companies Act, 2017 every listed Company is required to replace its physical shares with book-entry form. Therefore, the shareholders having physical shares are requested to convert the shares into book entry.

5. Availability of Financial Statements and Reports on the Website:
The Annual Report of the Company for the year ended June 30, 2026 has been placed on the Company's Official website www.mitchells.com.pk The Annual Reports and Quarterly Financial Statements of prior periods are also available at www.mitchells.com.pk/investor-relationship/financial-reports.

The Securities and Exchange Commission of Pakistan (SECP) vide SRO 389 (I)/2023 dated March 21, 2023 has provided an option for shareholders to receive Annual Report along with the notice of the Annual General Meeting electronically through e-mail and in hard copy. Hence, members who are interested in receiving the Annual Reports and notice of Annual General Meeting electronically in future are requested to send their request on the prescribed form placed on the Company's website.

6. Attendance of Meeting via Video Link:

In case of members holding ten percent (10%) of the total paid up Capital reside in a remote city; such members may demand the Company to provide them the facility of video-link for attending the Meeting.

If you wish to take benefit of this facility, please fill the form appearing below and submit it to the Company at its registered office at 26-FCC, Gulberg IV, Lahore, at least (7) days prior to the date of the meeting:

"I/We, _____
of_____, being a member of Mitchell's fruit Farms Limited, holder of _____ ordinary share(s) as per Registered Folio/CDC Account No. _____ hereby opt of video link facility at _____._____ Signature of Member"

The Company will intimate the members the venue of the video-link facility at least five (5) days before the date of the meeting along all the information necessary to enable them to access the facility.

Further, in compliance of the circular No.4 of the 2021 dated February 15, 2021, members can opt to attend the AGM through Video-Link. Members who are willing to attend and participate at the AGM through video link are required to register their particulars by sending an email at anum.ali@mitchells.com.pk Such members are requested to register by providing their credentials as follows with subject **"Registration for MFFL AGM 2026":**

Name of Shareholder	No. of Shares held	Folio No./CDC Acct. No.	CNIC No. with scanned copy (both sides)	Cell No.	Email Address

Video-link and log in will be shared with only those members whose emails, containing all the required particulars are received at the given email address at least 48 hours before the time of the AGM.

7. E-Voting and Postal Ballot:

Members can exercise their right to vote through e-voting or postal ballot, subject to meeting the requirements of sections 143-145 of the Companies Act, 2017 and applicable clauses of the Companies (E-Voting) Regulations, 2016 or Companies (Postal Ballot) regulations, 2018 (as the case may be).

a۔ میٹنگ میں شرکت کے لیے:

1. افراد کی صورت میں، اکاؤنٹ ہولڈر یا سب اکاؤنٹ ہولڈر اور/یا وہ شخص جس کی سیکیورٹیز گروپ اکاؤنٹ میں موجود ہوں اور جس کی رجسٹریشن کی تفصیلات ضوابط کے مطابق اپ لوڈ کی گئی ہوں، اجلاس میں شرکت کے وقت اپنا اصل کمپیوٹرائزڈ قومی شناختی کارڈ (CNIC) یا اصل پاسپورٹ پیش کر کے اپنی شناخت کی تصدیق کرے گا۔
2. کارپوریٹ اداروں کی صورت میں، اٹارنی کی تقرری سے متعلق بورڈ آف ڈائریکٹرز کی قرارداد، نامزد شخص کے دستخط کے نمونے کے ساتھ، اجلاس کے وقت پیش کرنا ہوگی، بشرطیکہ یہ پہلے فراہم نہ کی گئی ہو۔

b۔ پراکسی مقرر کرنے کے لیے:

1. افراد کی صورت میں، اکاؤنٹ ہولڈر یا سب اکاؤنٹ ہولڈر اور/یا وہ شخص جس کی سیکیورٹیز گروپ اکاؤنٹ میں موجود ہوں اور جس کی رجسٹریشن کی تفصیلات ضوابط کے مطابق اپ لوڈ کی گئی ہوں، مذکورہ بالا تقاضوں کے مطابق پراکسی فارم جمع کرائے گا۔
2. پراکسی فارم پر دو گواہوں کی موجودگی ضروری ہے، جن کے نام، پتے اور CNIC نمبر فارم میں درج ہوں۔
3. بینیفیشل، اونرز اور پراکسی کے CNIC یا پاسپورٹ کی تصدیق شدہ نقول پراکسی فارم کے ساتھ جمع کرانا ہوں گی۔
4. پراکسی کو اجلاس کے وقت اپنا اصل CNIC یا اصل پاسپورٹ پیش کرنا ہوگا۔
5. کارپوریٹ اداروں کی صورت میں، بورڈ آف ڈائریکٹرز کی قرارداد/مختار نامہ، نمونہ دستخط کے ساتھ، پراکسی فارم کے ہمراہ کمپنی کو جمع کرانا ہوگا، بشرطیکہ یہ پہلے فراہم نہ کیا گیا ہو۔

3. پتے میں تبدیلی:

شیئر ہولڈرز سے درخواست ہے کہ اپنے پتے میں کسی بھی تبدیلی کی صورت میں کمپنی کے شیئر رجسٹرار یا، جو بھی صورت ہو، CDC Participant/Investor Account Services کو فوری طور پر مطلع کریں۔

4۔ فزیکل شیئرز کو CDC اکاؤنٹ میں جمع کرانا:

کمپنیز ایکٹ، 2017ء کی دفعہ 72 کے مطابق، ہر لسٹڈ کمپنی کے لیے ضروری ہے کہ وہ اپنے فزیکل شیئرز کو بک انٹری فارم میں تبدیل کرے۔ لہذا، فزیکل شیئرز رکھنے والے شیئر ہولڈرز سے درخواست ہے کہ اپنے شیئرز کو بک انٹری فارم میں تبدیل کرائیں۔

5۔ ویب سائٹ پر فائنانشل اسٹیٹمنٹس اور رپورٹس کی دستیابی:

30 جون 2026ء کو ختم ہونے والے سال کے لیے کمپنی کی سالانہ رپورٹ کمپنی کی سرکاری ویب سائٹ www.mitchells.com.pk پر دستیاب ہے۔ گزشتہ ادوار کی سالانہ رپورٹس اور سہ ماہی فائنانشل اسٹیٹمنٹس بھی www.mitchells.com.pk/investor-relationship/financial-reports پر دستیاب ہیں۔

سیکیورٹیز اینڈ ایکسچینج کمیشن آف پاکستان (SECP) نے S.R.O. 389 (I)/2023 مورخہ 21 مارچ 2023ء کے ذریعے شیئر ہولڈرز کو سالانہ اجلاس عام کے نوٹس کے ساتھ سالانہ رپورٹ ای میل کے ذریعے الیکٹرانک صورت میں یا ہارڈ کاپی میں وصول کرنے کا اختیار فراہم کیا ہے۔ لہذا، جو ممبران آئندہ سالانہ رپورٹس اور سالانہ اجلاس عام کا نوٹس الیکٹرانک صورت میں وصول کرنے میں دلچسپی رکھتے ہیں، ان سے درخواست ہے کہ کمپنی کی ویب سائٹ پر موجود مقررہ فارم کے ذریعے اپنی درخواست جمع کرائیں۔

6۔ ویڈیو لنک کے ذریعے میٹنگ میں شرکت:

اگر کل اداشدہ سرمایہ کے دس فیصد (10%) کے حامل ممبران کسی دور دراز شہر میں رہائش پذیر ہوں، تو ایسے ممبران کمپنی سے میٹنگ میں شرکت کے لیے ویڈیو لنک کی سہولت فراہم کرنے کا مطالبہ کر سکتے ہیں۔

اگر آپ اس سہولت سے فائدہ اٹھانا چاہتے ہیں تو براہِ کرم ذیل میں دیا گیا فارم پُر کر کے اجلاس کی تاریخ سے کم از کم سات (7) دن قبل کمپنی کے رجسٹرڈ آفس، FCC-26، گلبرگ IV، لاہور میں جمع کرائیں:

"میں/ہم، _____ ساکن _____،
Mitchell's Fruit Farms Limited کا/کے ممبر ہونے کے ناطے، رجسٹرڈ فولیو/CDC اکاؤنٹ نمبر _____ کے تحت، _____ عام شیئر(ز) کا/کے حامل، بذریعہ ہذا _____ پر ویڈیو لنک کی سہولت حاصل کرنے کا انتخاب کرتا ہوں/کرتے ہیں۔

ممبر کے دستخط

کمپنی اجلاس کی تاریخ سے کم از کم پانچ (5) دن قبل ممبران کو ویڈیو لنک کی سہولت کے مقام اور اس سہولت تک رسائی حاصل کرنے کے لیے درکار تمام معلومات سے آگاہ کرے گی۔

مزید برآں، سرکلر نمبر 4 برائے 2021 مورخہ 15 فروری 2021ء کی تعمیل میں، ممبران ویڈیو لنک کے ذریعے سالانہ اجلاس عام میں شرکت کر سکتے ہیں۔ وہ ممبران جو ویڈیو لنک کے ذریعے سالانہ اجلاس عام میں شرکت اور کارروائی میں حصہ لینا چاہتے ہیں، وہ اپنی تفصیلات anum.ali@mitchells.com.pk پر ای میل کے ذریعے ارسال کر کے رجسٹر کرائیں۔ ایسے ممبران سے درخواست ہے کہ وہ درج ذیل معلومات فراہم کر کے اپنی رجسٹریشن کرائیں، اور ای میل کا موضوع (Subject) "Registration for MFFL AGM 2026" رکھیں

شیئر ہولڈر کا نام	شیئرز کی تعداد	فولیو نمبر/سی ڈی سی اکاؤنٹ نمبر	شناختی کارڈ نمبر بمع اسکین شدہ کاپی (دونوں اطراف)	سیل نمبر	ای میل ایڈریس

ویڈیو لنک اور لاگ اِن کی تفصیلات صرف ان ممبران کے ساتھ شیئر کی جائیں گی جن کی تمام مطلوبہ تفصیلات پر مشتمل ای میل مذکورہ ای میل ایڈریس پر سالانہ اجلاس عام کے وقت سے کم از کم 48 گھنٹے قبل موصول ہو چکی ہو۔

7۔ ای ووٹنگ اور پوسٹل بیلٹ:

ممبران کمپنیز ایکٹ، 2017ء کی دفعات 143 تا 145 اور Companies (E-Voting) Regulations, 2016 یا Companies (Postal Ballot) Regulations, 2018 (جیسی بھی صورت ہو) کی قابلِ اطلاق شقوں کے تقاضے پورے کرنے کی صورت میں، ای ووٹنگ یا پوسٹل بیلٹ کے ذریعے اپنا حقِ رائے دہی استعمال کر سکتے ہیں۔

ڈائریکٹرز رپورٹ

مچلز فروٹ فارمز کے ڈائریکٹرز کمپنی کی سالانہ رپورٹ بمعہ آڈٹ شدہ فائنانشل اسٹیٹمنٹس برائے سال مختتمہ 30 جون 2026 پیش کرتے ہوئے خوشی محسوس کر رہے ہیں
زیرِ جائزہ سال کے لیے کمپنی کی مالیاتی کارکردگی کا خلاصہ درج ذیل ہے

ملین روپے میں، سوائے ای پی ایس	2026	2025
آمدنی	2,967.5	2,662.7
مجموعی منافع	810.1	770.2
آپریٹنگ منافع/نقصان	(55.4)	180.3
قبل از ٹیکس منافع/نقصان	(2.3)	21.1
بعد از ٹیکس منافع	5.5	1.7
فی شیئر آمدنی (پاکستانی روپے میں)	0.21	0.07

بعد از لیوی/ونڈفال ٹیکسیشن

زیرِ جائزہ سال کے دوران، کمپنی نے 2,967.5 ملین روپے کی آمدنی حاصل کی، جو گزشتہ سال کی 2,662.7 ملین روپے کی آمدنی کے مقابلے میں 11.4 فیصد زیادہ ہے۔ یہ اضافہ صارفین کی کمزور طلب، افراطِ زر کے دباؤ اور جغرافیائی سیاسی غیر یقینی صورتحال کے باوجود حاصل کیا گیا۔ سال کی دوسری ششماہی میں آمدنی میں گزشتہ سال کی اسی مدت کے مقابلے میں تقریباً 18 فیصد اضافہ ہوا، جس کی وجہ تجارتی کارکردگی اور ڈسٹری بیوشن کوریج میں توسیع رہی۔
مجموعی منافع 770.2 ملین روپے سے . ھ کر 810.1 ملین روپے ہو گیا، تاہم خام مال کی زیادہ لاگت اور پیداواری تبدیلی کی لاگت کے باعث مجموعی منافع کا مارجن 28.9 فیصد سے کم ہو کر 27.3 فیصد رہ گیا۔ انتظامیہ نے قیمتوں کے مؤثر تعین، خریداری کے عمل میں بہتری اور پیداواری لاگت پر مزید سخت کنٹرول کے ذریعے ان دباؤ سے نمٹنے کا سلسلہ جاری رکھا۔

تنظیمی اور تجارتی صلاحیتوں میں سرمایہ کاری کے نتیجے میں آپریٹنگ اخراجات میں اضافہ ہوا۔ انتظامی اخراجات 203.5 ملین روپے سے . ھ کر 302.7 ملین روپے ہو گئے، جو انتظامی ڈھانچے کو مضبوط بنانے اور منتقلی سے متعلق اخراجات کی عکاسی کرتے ہیں۔ سیلنگ اور ڈسٹری بیوشن کے اخراجات 386.4 ملین روپے سے . ھ کر 562.8 ملین روپے ہو گئے، جس سے ڈسٹری بیوشن میں توسیع اور مارکیٹنگ کی سرگرمیوں کی بحالی میں معاونت حاصل ہوئی۔ ان اخراجات میں اضافے اور منافع کے مارجن پر دباؤ کے نتیجے میں 55.4 ملین روپے کا آپریٹنگ نقصان ہوا، جبکہ گزشتہ سال 180.3 ملین روپے کا آپریٹنگ منافع حاصل ہوا تھا۔

خالص منافع 5.5 ملین روپے رہا، جبکہ گزشتہ سال یہ 1.7 ملین روپے تھا، اور فی شیئر آمدنی 0.21 روپے رہی۔ زمین کی فروخت سے حاصل ہونے والا ایک اہم غیر متواتر منافع اور مالیاتی اخراجات میں کمی، منافع پر اثر انداز ہوئے۔ کاروبار کی بنیادی آپریٹنگ آمدنی میں بہتری لانا بدستور ایک اہم ترجیح ہے۔

کاروبار کو مزید مستحکم کرنے کے لیے، کمپنی نے رائٹس ایشو کے فریش ایکوئٹی حاصل کی تاکہ ورکنگ کیپیٹل کی ضروریات، آپریشنل بہتری اور مستقبل کی ترقی کے لیے مالی معاونت فراہم کی جا سکے۔ اس اضافی سرمائے سے ان اقدامات کو جاری رکھنے کے لیے کمپنی کی مالی استعداد میں اضافہ ہوا۔

اکتوبر 2025ء میں اکثریتی ملکیت میں تبدیلی کے بعد، مالی سال 2026ء Mitchell's کے لیے ایک نئے دور کا آغاز تھا، جس میں کمپنی کی مسابقتی صلاحیت کو دوبارہ مضبوط بنانے اور کاروبار کو طویل مدتی ترقی کے لیے تیار کرنے پر توجہ مرکوز کی گئی۔ بورڈ کی نگرانی میں انتظامیہ نے کمپنی کی صلاحیتوں اور آپریشنل بنیادوں کو مضبوط بنانے کے لیے وسائل مختص کیے۔ اگرچہ ان سرمایہ کاریوں کے نتیجے میں قلیل مدتی اخراجات میں اضافہ ہوا ہے، تاہم ان کا مقصد تبدیلی کے لیے ایسی مضبوط بنیاد قائم کرنا ہے جس کے ذریعے کمپنی کی دیرینہ برانڈ طاقت کو پائیدار آپریٹنگ کارکردگی میں تبدیل کیا جا سکے۔

مشکل کاروباری ماحول کے باوجود، بورڈ اور انتظامیہ، پائیدار طویل مدتی قدر کی فراہمی پر واضح طور پر توجہ مرکوز رکھتے ہوئے، نظم و ضبط کے ساتھ مؤثر عمل درآمد، آپریشنل کارکردگی اور مالیاتی نظم و ضبط کے ذریعے ترقی کی رفتار تیز کرنے اور بنیادی منافع میں بہتری لانے کے لیے پُرعزم ہیں

بورڈ کی جانب سے، ہم اپنے شیئر ہولڈرز کے اعتماد، اپنے ملازمین کی لگن، اور اپنے صارفین اور کاروباری شراکت داروں کے تعاون پر ان کے تہہ دل سے شکر گزار ہیں۔

بورڈ آف ڈائریکٹرز کے لیے اور ان کے ایما پر

عثمان ظفر بٹ
چیف ایگزیکٹو آفیسر

کاشف سجاد شیخ
چیئرمین

نوٹس برائے سالانہ اجلاس عام

بذریعہ ہذا نوٹس دیا جاتا ہے کہ Mitchell's Fruit Farms Limited (کمپنی) کا 94 واں سالانہ اجلاس عام بروز پیر، 26 اکتوبر، 2026 صبح دس بجے بمقام کرسٹل ہال، فلیٹیز ہوٹل، 24 ایجرٹن روڈ، گڑھی شاہو، لاہور میں، درج ذیل امور کی انجام دہی کے لیے منعقد کیا جائے گا۔

عمومی کارروائی:

1. کمپنی کے 8 دسمبر 2025ء کو منعقدہ غیر معمولی اجلاس عام (EOGM) کی کارروائی کی توثیق
2. کمپنی کے 30 جون 2026ء کو اختتام پر ہونے والے مالی سال کے سالانہ آڈٹ شدہ اکاؤنٹس، نیز ان کے متعلق ڈائریکٹرز کی رپورٹ اور آڈیٹرز کی رپورٹ کی وصولی، اس پر غور و خوص اور اس کی منظوری

   کمپنیز ایکٹ، 2017ء کی دفعہ 223 اور S.R.O. 389(I)/2023 مورخہ 21 مارچ 2023ء کے مطابق، کمپنی کی سالانہ رپورٹ، بشمول سالانہ آڈٹ شدہ فائنانشل اسٹیٹمنٹس، آڈیٹرز رپورٹ، ڈائریکٹرز رپورٹ، چیئرمین کی جائزہ رپورٹ اور اس میں شامل دیگر رپورٹس، درج ذیل لنک اور QR کوڈ کے ذریعے حاصل اور ڈاؤن لوڈ کی جا سکتی ہے۔
3. مالی سال 2026-27ء کے لیے کمپنی کے بیرونی آڈیٹرز کی تقرری کے سلسلے میں شیئر ہولڈرز کی سفارش کو باضابطہ شکل دینا

دیگر امور:

1. چیئرمین کی اجازت سے اجلاس کے سامنے پیش کیے جانے والے دیگر کسی بھی کاروباری امور پر کارروائی

بحکم بورڈ
انعم علی
کمپنی سیکرٹری

لاہور
مؤرخہ: 6 اکتوبر، 2026

نوٹس

1. Mitchell's Fruit Farms Limited ("کمپنی") کی شیئر ٹرانسفر بکس 20 اکتوبر 2026ء سے 26 اکتوبر 2026ء تک (بشمول دونوں ایام) بند رہیں گی اور اس دوران کوئی شیئر ٹرانسفر رجسٹر نہیں کیا جائے گا۔ کمپنی کے شیئر رجسٹرار، یعنی Corplink (Private) Limited، ونگز آرکیڈ، K-1 (کمرشل)، ماڈل ٹاؤن، لاہور کے پاس 19 اکتوبر 2026ء کو دوپہر 1:00 بجے تک موصول ہونے والی درست اور مکمل شیئر ٹرانسفر ڈیڈز (بشمول CDS کے تحت ڈپازٹ کی درخواستوں) کو سالانہ اجلاس عام ("اجلاس") میں شرکت اور ووٹ دینے کے لیے شیئر ہولڈرز کے حق کے تعین کے لیے بروقت موصول شدہ تصور کیا جائے گا۔

سالانہ اجلاس عام میں شرکت

1۔ اجلاس میں شرکت اور ووٹ دینے کا حق رکھنے والا کوئی بھی ممبر، اجلاس میں شرکت کرنے اور اپنی جانب سے ووٹ دینے کے لیے کسی دوسرے ممبر کو اپنا پراکسی مقرر کر سکتا ہے۔ کسی کارپوریٹ ادارے کی صورت میں، جو ممبر ہو، وہ بورڈ کی قرارداد/مختار نامہ کے ذریعے اپنے کسی عہدیدار یا کسی دوسرے شخص کو، خواہ وہ کمپنی کا ممبر ہو یا نہ ہو، اپنا پراکسی مقرر کر سکتا ہے۔

2۔ پراکسی مقرر کرنے کی دستاویز، جس پر حسبِ ضابطہ اسٹامپ، دستخط اور گواہوں کے دستخط موجود ہوں، مؤثر ہونے کے لیے اجلاس سے کم از کم 48 گھنٹے قبل کمپنی کے رجسٹرڈ آفس، FCC-26، گلبرگ IV، لاہور میں موصول ہونا ضروری ہے۔ CDC اکاؤنٹ ہولڈرز کو مزید سیکیورٹیز اینڈ ایکسچینج کمیشن آف پاکستان کی جانب سے جاری کردہ سرکلر نمبر 1 مورخہ 26 جنوری 2000ء میں دی گئی درج ذیل ہدایات پر عمل کرنا ہوگا۔

Proxy Form

Mitchell's Fruit Farms Limited 94th Annual General Meeting

I/We_____of_____ being a member of Mitchell's Fruit Farms Limited, hereby appoint

(Name)_____of_____ or failing him/her

(Name)_____of_____

another member of the Company, as my/our proxy in my/our absence to attend and vote for me/us and on my/our behalf at the 94th Annual General Meeting of the Company to be held on_____at_____a.m. at the Registered Office of the Company located at 26-FCC, Gulberg IV, Lahore.

Signed this_____day of_____2026_____

Please affix revenue stamp

Please quote folio number

Signature of Member

IMPORTANT:
This instrument, appointing a proxy, duly completed, must be received at the Registered Office of the Company located at 26-FCC, Gulberg IV, Lahore not later than 48 hours before the scheduled time of the meeting.

AFFIX CORRECT POSTAGE

Head Office Address:
26 Syed Maratib Ali Road, F.C.C., Lahore, Pakistan
P: (+92)(42) 35872392-93

پراکسی فارم
Mitchell's Fruit Farms Limited
94 واں سالانہ اجلاس عام

میں/ہم_____

ساکن_____

Mitchell's Fruit Farms Limitedکا/کے ممبر ہونے کی حیثیت سے، بذریعہ ہذا

_____

(نام)

ساکن_____

یاان کی عدم دستیابی کی صورت میں،

_____

(نام)

ساکن_____

جو کمپنی کے ایک اور ممبر ہیں، کو میری/ہماری عدم موجودگی میں میری/ہماری جانب سے کمپنی کی 94ویں سالانہ جنرل میٹنگ میں شرکت کرنے اور میرے/ہمارے حق میں اور/یا میرے/ہمارے ایماءپر ووٹ دینے کے لیے اپنا/ہمارا پراکسی مقرر کرتا ہوں/کرتے ہیں، جو مورخہ_____ کو صبح _____ بجے کمپنی کے رجسٹرڈ آفس، FCC-26، گلبرگ IV، لاہور میں منعقد ہو گی۔

_____

مؤرخہ 2026 کو دستخط کیے گئے

برائے مہربانی ریونیو اسٹیمپ چسپاں کریں

برائے مہربانی فولیو نمبر بیان کریں

ممبر کے دستخط

اہم نوٹ

پراکسی مقرر کرنے کی یہ دستاویز، مکمل طور پر پُر شدہ، اجلاس کے مقررہ وقت سے کم از کم 48 گھنٹے قبل کمپنی کے رجسٹرڈ آفس، FCC-26، گلبرگ IV، لاہور میں موصول ہونا ضروری ہے۔

AFFIX
CORRECT
POSTAGE

ہیڈ آفس کا پتہ:
سید مراتب علی روڈ، ایف۔سی۔سی، لاہور، پاکستان 26
فون: (+92)(42) 35872392-93